REVISIONS					
REV.	ECN NO.	LOCATION	DESCRIPTION	DATE	DESIGN
A0	N/A		INITIAL RELEASE	/	/
A1	N/A		图面升级整理图面	2024.07.17	阿树

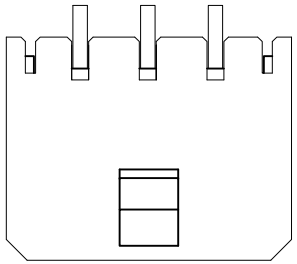

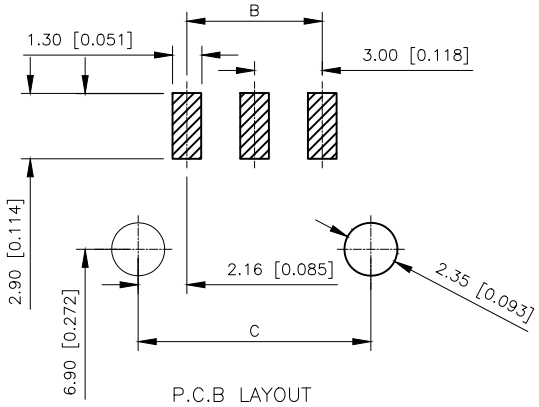

P.C.B LAYOUT

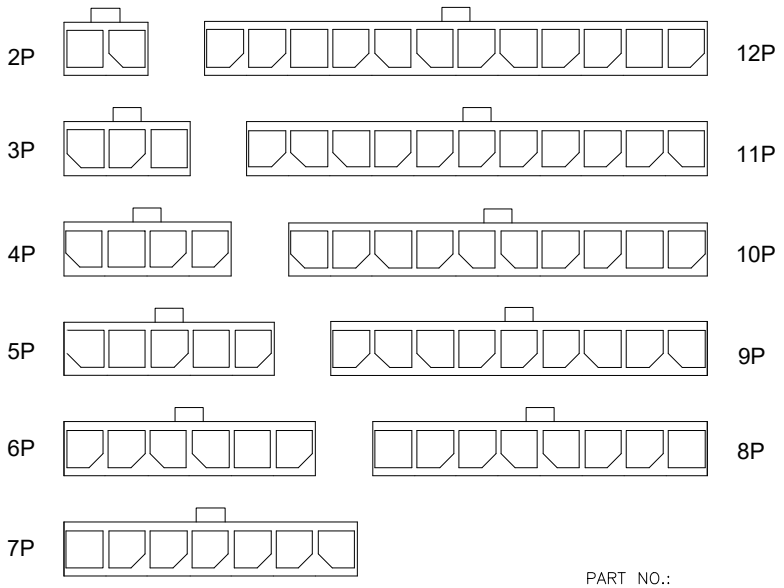

Poles	Dimensions (mm)		
	A	B	C
02	6.85	3.00	7.30
03	9.85	6.00	10.30
04	12.85	9.00	13.30
05	15.85	12.00	16.30
06	18.85	15.00	19.30
07	21.85	18.00	22.30
08	24.85	21.00	25.30
09	27.85	24.00	28.30
10	30.85	27.00	31.30
11	33.85	30.00	34.30
12	36.85	33.00	37.30

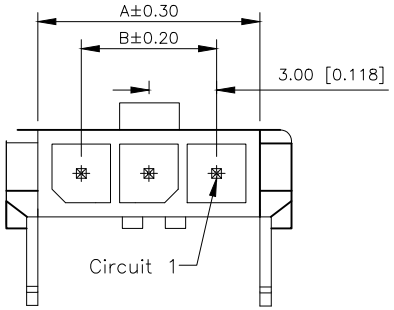

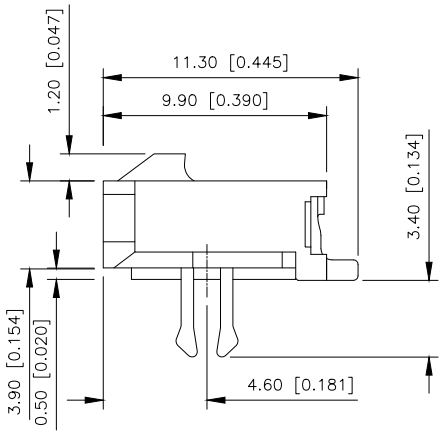

■SPECIFICATIONS
- Voltage rating:250V AC/DC
- Current rating:5A AC/DC
- Withstanding Voltage:1000V AC/minute
- Temperature range:-45°C+125°C
- Insulation resistance:≥1000MΩ
- Contact resistance:≤10mΩ
- After environmental testing: ≤20mΩ

PART NO.:

X3025 W R S-XX C-LP SW XX
① ② ③ ④ ⑤ ⑥ ⑦ ⑧ ⑨

①Series No
②Category:W-Wafer
③Welding Board Angle:R-Stright 90°
④Welding Way: S-SMT
⑤Row No.Pin No:XX-02~12Pin
⑥Special NO:C-The harpoon
⑦Material:LP-LCP UL94V-0
66-PA66 UL94V-0
⑧Planting Category:
SN-Bright tin plating
SW-Fog Tin plating
⑨Color:Blank-Natural Color

PART NO	Material	Material(Pin)	Finish(Pin)	Material (Solder Tabs)	Finish (Solder Tabs)	Mates With XKB Housing
X3025WRS-XXC-LPSW	LCP UL 94V-0	Brass	Tin Plating Fog	Brass	Tin-Plated	X3025H
X3025WRS-XXC-LPSN	LCP UL 94V-0		Tin-Plated			
X3025WRS-XXC-66SN	PA66 UL 94V-0					

AuGLAR	±5°
X.	±0.40
X.x	±0.30
X.xx	±0.20
X.xxx	±0.15
UNSPECIFIED TOLERAuCES	

XKB Connection

DESIGN	阿树	VIEW:	MODEL TYPE: 3.00mm Crimp Style Connectors
CHECKED		UNIT: mm/in	PART NO.: X3025WRS-XXC-LPSW
APPROVED		SIZE: A4	DWG NO.:

XKB INDUSTRIAL PRECISION CO.,LIMITED

SCALE	PAGE	REVISION
N/A	1/1	A1