



Relays & Contactors > Relays > Power Relays



Relay Type: **General Purpose Power Relay**
Coil Magnetic System: **Monostable**
Coil Power Rating DC: **.5 W**
Coil Resistance: **4400 Ω**
Coil Voltage Rating: **48 VDC**

Features

Product Type Features

| | |
|------------|-----------------------------|
| Relay Type | General Purpose Power Relay |
|------------|-----------------------------|

Configuration Features

| | |
|-------------------------|------------------|
| Contact Arrangement | 2 Form C DPDT-CO |
| Contact Number of Poles | 2 |

Electrical Characteristics

| | |
|---|---------------|
| Coil Current | .011 A |
| Insulation Initial Dielectric Between Open Contacts | 1000 Vrms |
| Contact Limiting Continuous Current | 8 A |
| Insulation Initial Dielectric Between Adjacent Contacts | 2500 Vrms |
| Insulation Initial Dielectric Between Contacts & Coil | 4000 Vrms |
| Coil Power Rating DC | .5 W |
| Coil Resistance | 4400 Ω |
| Coil Voltage Rating | 48 VDC |
| Contact Current Rating | 8 A |
| Contact Switching Voltage (Max) | 400 VAC |
| Contact Voltage Rating | 250 VAC |

Body Features

| | |
|----------------|---------------|
| Product Weight | 18 g[.635 oz] |
|----------------|---------------|



Contact Features

| | |
|--------------------------|--------------------------------------|
| Contact Plating Material | Silver-Nickel Gold Covered |
| Contact Material | AgNi0.15, Silver-Nickel Gold Covered |

Termination Features

| | |
|------------------------|-----------------|
| Relay Connection Type | PCB Termination |
| Terminal Configuration | Solder Pins |

Mechanical Attachment

| | |
|--------------------|-----------------------|
| Product Mount Type | Printed Circuit Board |
|--------------------|-----------------------|

Dimensions

| | |
|---|------------------|
| Insulation Clearance Between Contact & Coil | 8 mm[.315 in] |
| Insulation Creepage Between Contact & Coil | 8 mm[.315 in] |
| Product Width | 12.6 mm[.496 in] |
| Product Length | 29 mm[1.14 in] |
| Product Height | 25.5 mm[1 in] |

Usage Conditions

| | |
|---|---------------------------|
| Environmental Category of Protection | RTIII |
| Environmental Ambient Temperature (Max) | 70 °C[158 °F] |
| Operating Temperature Range | -40 – 70 °C[-40 – 158 °F] |

Operation/Application

| | |
|----------------------|-------------|
| Current Type | DC |
| Solder Process | Wave Solder |
| Coil Magnetic System | Monostable |

Packaging Features

| | |
|------------------|------------|
| Packaging Method | Box & Tube |
|------------------|------------|

Other

| | |
|---|-------------|
| Length Class (Mechanical) | 25 – 30 mm |
| Environmental Ambient Temperature Class | -40 – 70 °C |
| Height Class (Mechanical) | 25 – 30 mm |
| Coil Power Rating Class | .5 – .6 W |
| Width Class (Mechanical) | 12 – 16 mm |
| Contact Current Class | 5 – 10 A |



Product Compliance

For compliance documentation, visit the product page on TE.com>

| | |
|---|---|
| EU RoHS Directive 2011/65/EU | Compliant |
| EU ELV Directive 2000/53/EC | Compliant |
| China RoHS 2 Directive MIIT Order No 32, 2016 | No Restricted Materials Above Threshold |
| EU REACH Regulation (EC) No. 1907/2006 | Current ECHA Candidate List: JUNE 2024 (241) Candidate List Declared Against: JUNE 2024 (241) SVHC > Threshold: Methanone, (diphenylphosphinyl)(2,4,6-trimethylphenyl)- (2% in Component Part) Article Safe Usage Statements: Wash thoroughly after handling. Do not handle until all safety precautions have been read and understood. Recycle if possible and dispose of the article by following all applicable governmental regulations relevant to your geographic location. |
| Halogen Content | Not Low Halogen - contains Br or Cl > 900 ppm. |
| Solder Process Capability | Wave solder capable to 260°C |


Product Compliance Disclaimer

This information is provided based on reasonable inquiry of our suppliers and represents our current actual knowledge based on the information they provided. This information is subject to change. The part numbers that TE has identified as EU RoHS compliant have a maximum concentration of 0.1% by weight in homogenous materials for lead, hexavalent chromium, mercury, PBB, PBDE, DBP, BBP, DEHP, DIBP, and 0.01% for cadmium, or qualify for an exemption to these limits as defined in the Annexes of Directive 2011/65/EU (RoHS2). Finished electrical and electronic equipment products will be CE marked as required by Directive 2011/65/EU. Components may not be CE marked. Additionally, the part numbers that TE has identified as EU ELV compliant have a maximum concentration of 0.1% by weight in homogenous materials for lead, hexavalent chromium, and mercury, and 0.01% for cadmium, or qualify for an exemption to these limits as defined in the Annexes of Directive 2000/53/EC (ELV). Regarding the REACH Regulation, the information TE provides on SVHC in articles for this part number is based on the latest European Chemicals Agency (ECHA) 'Guidance on requirements for substances in articles' posted at this URL: <https://echa.europa.eu/guidance-documents/guidance-on-reach>

Compatible Parts

TE Part # 1393845-3
RP821006

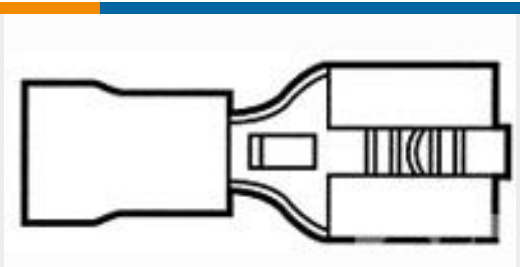
Customers Also Bought



TE Part #3-643814-9
09P MTA100 CONN ASSY POL RIB



TE Part #640456-9
09P MTA100 HDR ASSY F/L SQ STR



TE Part #160314-2
250 FASTON



TE Part #6-1879464-7
RL73K 2H R68 5% 4K RL



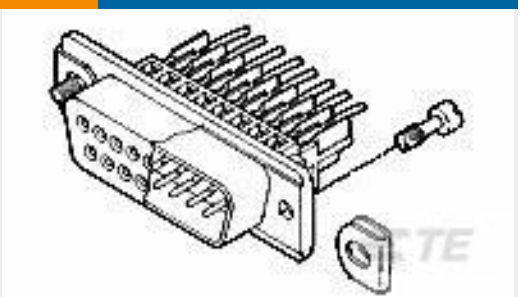
TE Part #2007194-2
SFP+ 1x1 Cage Assembly, PCI, Solder Tail



TE Part #5-1393243-9
RT424005



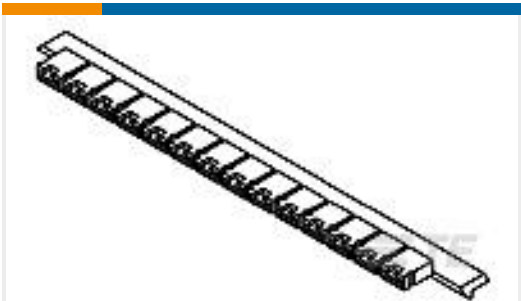
TE Part #130014
TERM, R, PG, 22-16, M5



TE Part #5745647-1
HD KIT, MALE SCREW RET.



TE Part #5406443-1
MJ ASSY,2P,8POS,R/A,PCB,CAT5



TE Part #142270-5
CONNECTOR SHUNT 2 P

Documents

CAD Files

3D PDF

3D

Customer View Model

ENG_CVM_CVM_1393845-6_A.2d_dxf.zip

English

Customer View Model

ENG_CVM_CVM_1393845-6_A.3d_igs.zip

English

Customer View Model

ENG_CVM_CVM_1393845-6_A.3d_stp.zip

English

By downloading the CAD file I accept and agree to the [Terms and Conditions](#) of use.

Datasheets & Catalog Pages

Power PCB Relay RPII/2

English

Product Specifications



Definitions General Purpose Relays

English

Agency Approvals

VDE Certificate

English