

R10-E1X2-S800

✓ ACTIVE

Potter & Brumfield | Potter & Brumfield R10


TE Internal #: 1393766-3

General Purpose Power Relay, Monostable, .18 W Coil, 800 ohm
Coil Resistance, Sensitive Version, Potter & Brumfield R10, Power
Relays

[View on TE.com >](#)



Relays & Contactors > Relays > Power Relays



Relay Type: **General Purpose Power Relay**

Coil Magnetic System: **Monostable**

Coil Power Rating DC: **.18 W**

Coil Resistance: **800 Ω**

Coil Special Features: **Sensitive Version**

Features

Product Type Features

Relay Type	General Purpose Power Relay
------------	-----------------------------

Configuration Features

Coil Special Features	Sensitive Version
Contact Arrangement	2 Form C DPDT-CO
Contact Number of Poles	2

Electrical Characteristics

Insulation Initial Dielectric Between Open Contacts	500 Vrms
Insulation Initial Dielectric Between Adjacent Contacts	1000 Vrms
Insulation Initial Dielectric Between Contacts & Coil	1000 Vrms
Insulation Initial Resistance	10000 MΩ
Coil Power Rating DC	.18 W
Coil Resistance	800 Ω
Coil Voltage Rating	12 VDC
Contact Current Rating	5 A
Contact Switching Load (Min)	300mA @ 12V
Contact Voltage Rating	120 VAC

Body Features

Product Weight	40 g[1.41 oz]
----------------	---------------



Contact Features

Contact Material	AgCdO
------------------	-------

Termination Features

Relay Connection Type	Plug-In
-----------------------	---------

Mechanical Attachment

Product Mounting Feature Type	Mounting Studs
Product Mount Type	Socket

Dimensions

Product Width	18.66 mm[.734 in]
Product Length	24.13 mm[.95 in]
Product Height	29.97 mm[1.17 in]

Usage Conditions

Environmental Category of Protection	RTI
Environmental Ambient Temperature (Max)	75 °C[167 °F]
Operating Temperature Range	-55 – 75 °C

Operation/Application

Current Type	DC
Coil Magnetic System	Monostable

Packaging Features

Packaging Method	Package
------------------	---------

Other

Length Class (Mechanical)	25 – 30 mm
Environmental Ambient Temperature Class	70 – 85 °C
Height Class (Mechanical)	30 – 40 mm
Coil Power Rating Class	.15 – .2 W
Width Class (Mechanical)	16 – 20 mm
Contact Current Class	16 A

Product Compliance

For compliance documentation, visit the product page on TE.com>

EU RoHS Directive 2011/65/EU	Compliant with Exemptions
EU ELV Directive 2000/53/EC	Compliant with Exemptions




China RoHS 2 Directive MIIT Order No 32, 2016	Restricted Materials Above Threshold
EU REACH Regulation (EC) No. 1907/2006	Current ECHA Candidate List: JUNE 2024 (241) Candidate List Declared Against: JUNE 2023 (235) SVHC > Threshold: Cadmium oxide (9.9% in Component Part) Pb (3.7% in Component Part) Article Safe Usage Statements: Use personal protective equipment as required. Do not eat, drink or smoke when using this product. Wash thoroughly after handling. Recycle if possible and dispose of the article by following all applicable governmental regulations relevant to your geographic location.
Halogen Content	Low Halogen - Br, Cl, F, I < 900 ppm per homogenous material. Also BFR/CFR/PVC Free
Solder Process Capability	Not applicable for solder process capability

Product Compliance Disclaimer

This information is provided based on reasonable inquiry of our suppliers and represents our current actual knowledge based on the information they provided. This information is subject to change. The part numbers that TE has identified as EU RoHS compliant have a maximum concentration of 0.1% by weight in homogenous materials for lead, hexavalent chromium, mercury, PBB, PBDE, DBP, BBP, DEHP, DIBP, and 0.01% for cadmium, or qualify for an exemption to these limits as defined in the Annexes of Directive 2011/65/EU (RoHS2). Finished electrical and electronic equipment products will be CE marked as required by Directive 2011/65/EU. Components may not be CE marked. Additionally, the part numbers that TE has identified as EU ELV compliant have a maximum concentration of 0.1% by weight in homogenous materials for lead, hexavalent chromium, and mercury, and 0.01% for cadmium, or qualify for an exemption to these limits as defined in the Annexes of Directive 2000/53/EC (ELV). Regarding the REACH Regulation, the information TE provides on SVHC in articles for this part number is based on the latest European Chemicals Agency (ECHA) ‘Guidance on requirements for substances in articles’ posted at this URL: <https://echa.europa.eu/guidance-documents/guidance-on-reach>

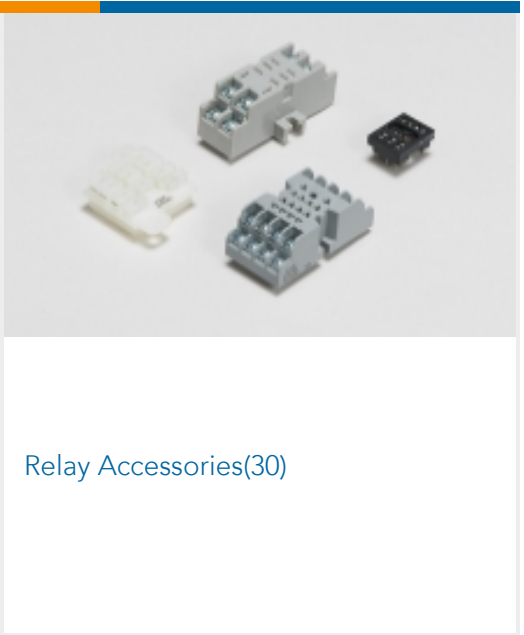

Compatible Parts

 TE Part # 1393143-8 27E125=SOCKET,R10,10,SLG,PHE	 TE Part # 1-1393143-1 27E128=SOCKET,R10,10,PC,PHEN	 TE Part # 2-1393143-4 27E212=SOCKET,R10,10,PC,PHEN	 TE Part # 1393837-1 27E460=SOCKET,R10,2POLE,TRACK-MNT,SCREW
 TE Part # 2-1393143-1 27E193=SOCKET,R10,11,PC,PHEN	 TE Part # 3-1393143-4 27E317=SOCKET,R10,2POLE,W/BRACKET	 TE Part # 4-1393143-1 27E446=SOCKET,R10,2POLE,FLG-MNT,SOLDER	 TE Part # 5-1393143-0 27E636=SOCKET,R10,2POLE,PCB,.210


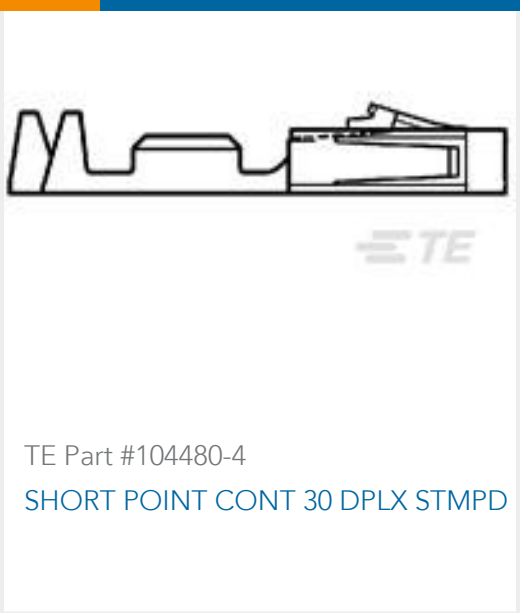


Also in the Series

Potter & Brumfield R10



Customers Also Bought



Documents

- CAD Files
- 3D PDF
- 3D
- Customer View Model
- ENG_CVM_CVM_1393766-3_A.2d_dxf.zip
- English



Customer View Model

[ENG_CVM_CVM_1393766-3_A.3d_igs.zip](#)

English

Customer View Model

[ENG_CVM_CVM_1393766-3_A.3d_stp.zip](#)

English

By downloading the CAD file I accept and agree to the [Terms and Conditions](#) of use.

Datasheets & Catalog Pages

[R10 General Purpose Dry Circuit to 7.5 Amp Multicontact AC or DC Relay](#)

English

Product Specifications

[Definitions General Purpose Relays](#)

English

Agency Approvals

[CSA Certificate](#)

English