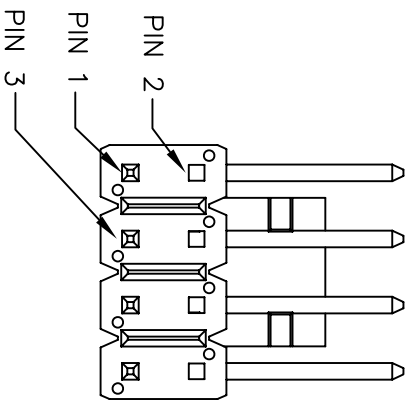
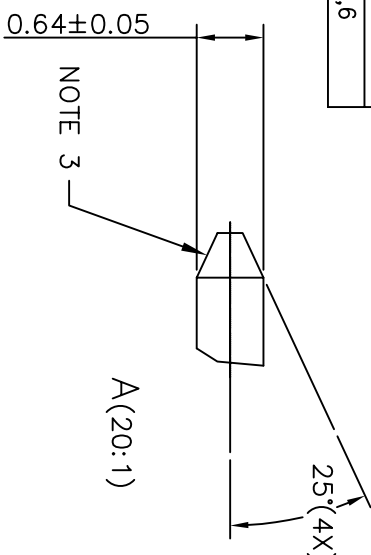
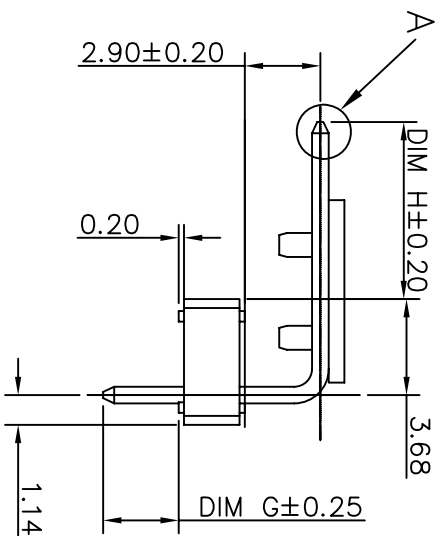
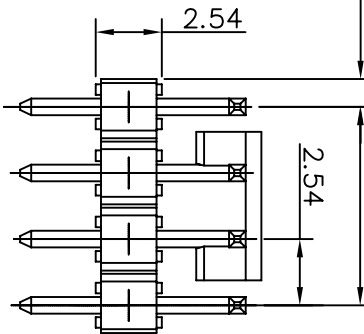
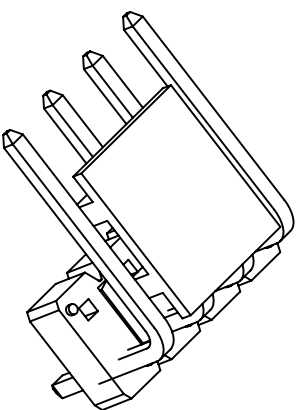


PART NUMBER	N=NUMBER OF POS.	DIM G	DIM H	PLATING DEFINITION	POLARIZED
10128575-001XLF	8	2.90	6.80	2.54um MATE TIN OVER 1.27um Ni	2,4,6,8
10128575-002XLF	6	2.90	6.80	2.54um MATE TIN OVER 1.27um Ni	2,4,6

"C": T&R PACK WITHOUT CAP  
"A": T&R PACK WITH CAP  
 $1.07 \pm 0.25(2X)$   
 $(N/2-1) * 2.54$



- NOTES:
1. MATERIAL HOUSING: HIGH TEMPERATURE THERMAL PLASTIC.  
PIN: COPPER ALLOY
  2. PLATING SPEC REFER TO TABLE
  3. NOT PLATED ON TIPS
  4. 0.9KG RETENTION FORCE BETWEEN HOUSING AND PIN.
  5. THIS PART WILL BE WITHSTAND EXPOSURE TO 260~C PEAK TEMPERATURE FOR 20SECONDS IN WAVE SOLDER, INFRA-RED OR REFLOW PROCESS.
  6. THESE PRODUCTS MEETS EUROPEAN UNION DIRECTIVES AND OTHER COUNTRY REGULATION AS DESCRIBED IN GS-22-008.
  7. WITH DASH NUMBER "C" MEANS T&R PACK WITHOUT CAP  
WITH DASH NUMBER "A" MEANS T&R PACK WITH CAP
  8. PRODUCT SPEC: BUS-12-050



Copyright FCI.



www.fciconnect.com				surface 6.4	tolerance std	projection	INCH/MM
				ISO 1302	ISO 406 ISO 1101		
				TOLERANCES UNLESS OTHERWISE SPECIFIED			
Dr	HAN JOHN	04/22/15	ANGULAR	0.X	±0.3	size	A4
Eng	HAN JOHN	04/22/15	LINEAR	0.XX	±0.15	ECN	1,000
Chr	YAO TIM	04/22/15	0° ±2°	0.XXX	±0.05	Spec ref	
Appr	YAO TIM	04/22/15	Product family	BERGSTIK	Spec ref		
CUSTOMIZED BERSTIK HEADER II				CUSTOMER			
SINGL ROW VERT. DIP.				10128575			
				Rev. A			

# Mouser Electronics

Authorized Distributor

Click to View Pricing, Inventory, Delivery & Lifecycle Information:

[FCI / Amphenol:](#)

[10128575-001ALF](#) [10128575-002CLF](#) [10128575-001CLF](#)