RoHS

| MAPX | MODIFICATION | DRW | DATE |
|---|---|---|---|
| | | | |
| | | | |

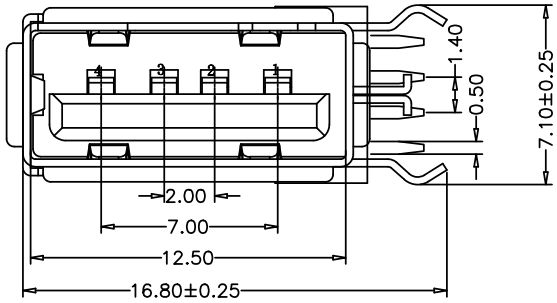


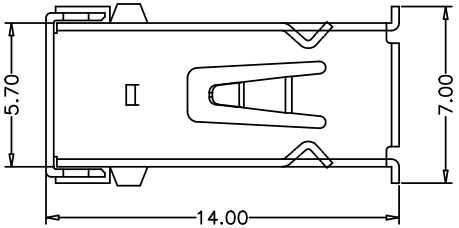


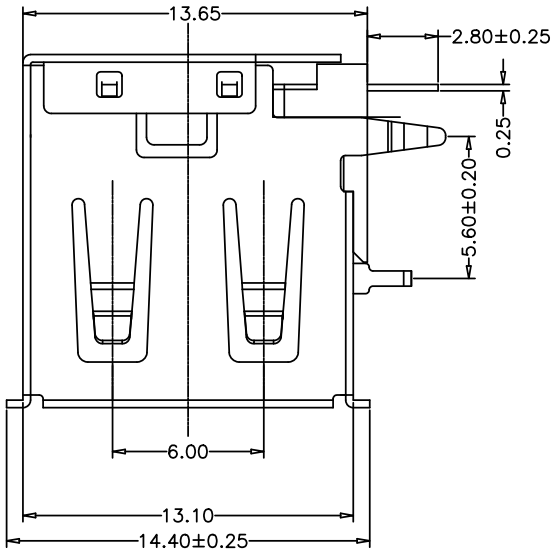


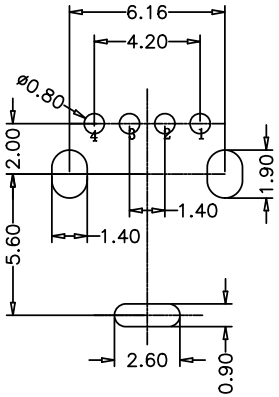


RECOMMENDED PCB LAYOUT
GENERAL TOLERANCES:±0.05

电气特性:Electrical:
1.额定电流：Current Rating
1.5A/contact terminal
2.额定电压：Voltage Rating
30V DC
3.接触阻抗:Contact Resistance
30 milliohms MAX
4.耐电压:Dielectnic Withstanding Voitage:
500 V AC AT Sea Levol
5.绝缘阻抗:Lnsulation Resistance:
1000MEGA ohms MIN

物理性能:Mechanical:
1.插拔力：Cnnector Mate and Unmate Force
Mate force:3.57kgf(MAX)
Unmate force:0.7kgf(MIN)
2.端子保持力：Terminal Retenion
1.0kgf(MIN)
3.寿命：1500次

原材料:Matorial:
1.塑胶:Housing:pbt/LCP
2.端子:Contact:Copper Alloy C2680
3.外壳:Shell:SPCC/C2680

电镀:Finish:
1.端子Contact:Au G/F u″ Plated on contact area
Tin50u″ Plated on solder area
Nickel 50u″ Plated underplating over all.
2.外壳Shell: Nickel 50u″Min plating over all.

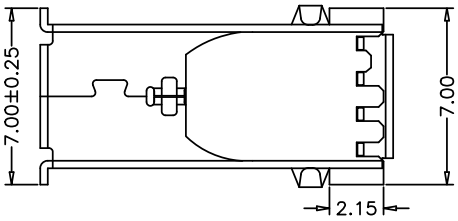


| Pin NUMBER | SIGNAL NAME |
|---|---|
| 1 | VBUS |
| 2 | D- |
| 3 | D+ |
| 4 | GND |

产品图
PRODUCT CHART DWG

公差一览表
TOLERANCE UNLESS OTHERMSE

| | | | |
|---|---|---|---|
| X. | ±0.35 | X. | ±5.° |
| .X | ±0.25 | .X | ±2.° |
| .XX | ±0.20 | .XX | ±1.° |
| .XXX | ±0.05 | .XXX | ±0.5° |

深圳市精拓金电子有限公司
Shenzhen Jing Tuo Jin Electronics Co., Ltd.

| | | | | | | | |
|---|---|---|---|---|---|---|---|
| 单位 UNITS | MM | 制图 DRAWING | L-S-S | 制图料号 PRODUCT PART NO. | 906-251A1011D10200 | | |
| 比例 SCALE | 1:1 | 审核 CHKD | G-Z-F | 产品名称 PRODUCT NO. | AF14.0侧插短体三弯脚有边铁壳PBT白胶 | | |
| 日期 DATE | | 核准 APPD | 黄国荣 | 角法 VIEW | | 版本 VER | A0 |

您正在使用 ZWCAD 2022 个人版，不得用于商业用途， 详情请咨询4007-182-588。