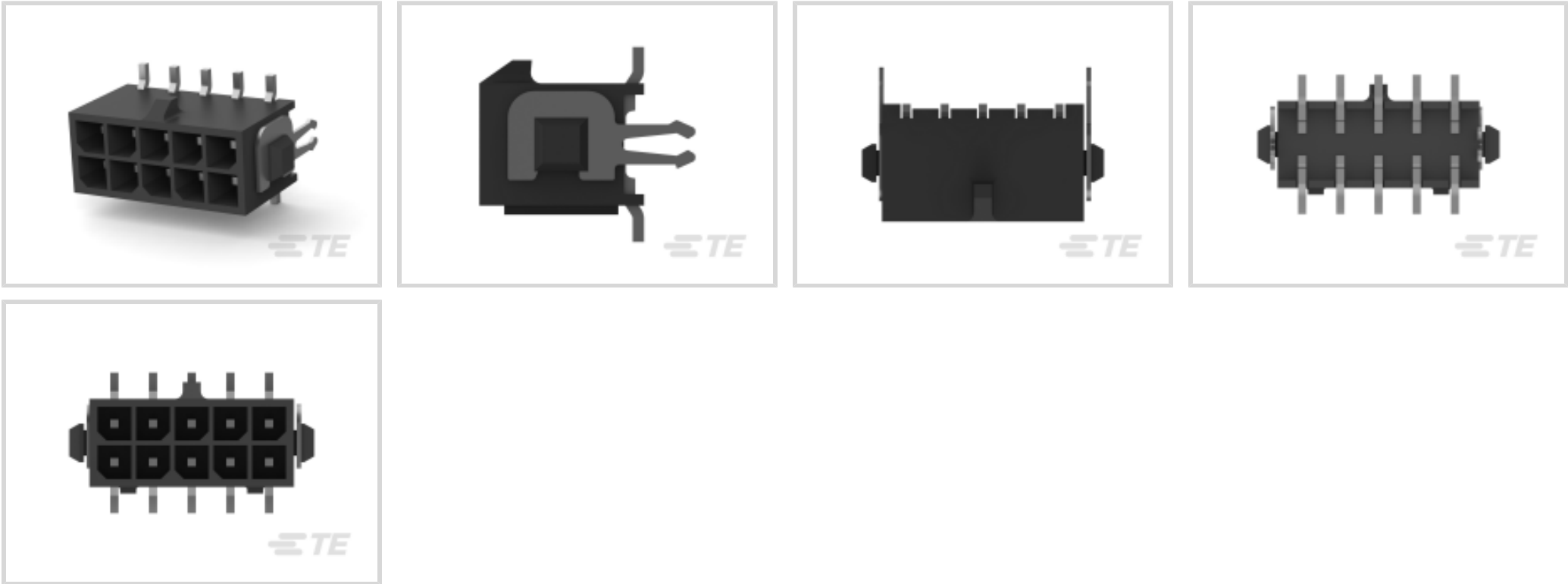




Connectors > PCB Connectors > PCB Headers & Receptacles



Connector System: Wire-to-Board

Number of Positions: 10

Number of Rows: 2

Centerline (Pitch): 3 mm [.118 in]

PCB Mount Orientation: Vertical

Features

Product Type Features

Mixed & Hybrid Header	No
Connector Shape	Rectangular
Connector System	Wire-to-Board
Header Type	Fully Shrouded
Sealable	No
Connector & Contact Terminates To	Printed Circuit Board
PCB Connector Assembly Type	PCB Mount Header

Configuration Features

Number of Power Positions	10
Number of Columns	5
Number of Loaded Positions	10
Connector Contact Load Condition	Fully Loaded
Number of Positions	10
Number of Rows	2



PCB Mount Orientation	Vertical
-----------------------	----------

Electrical Characteristics

Operating Voltage	250 VAC
-------------------	---------

Body Features

PCB Retention Feature Material	Phosphor Bronze
PCB Retention Feature Plating Material	Tin
Primary Product Color	Black

Contact Features

Contact Mating Area Length	4.15 mm[.163 in]
Contact Size	.64mm
Mating Square Post Dimension	.64 mm[.025 in]
PCB Contact Termination Area Plating Material Thickness	2.54 – 7.62 µm[100 – 300 µin]
Contact Layout	Matrix
Contact Underplating Material Thickness	1.27 – 2.54 µm[50 – 100 µin]
Contact Mating Area Plating Material Thickness	2.54 – 7.62 µm[100 – 300 µin]
PCB Contact Termination Area Plating Material Finish	Matte
Contact Shape & Form	Square
Contact Mating Area Plating Material Finish	Matte
Contact Underplating Material	Nickel
PCB Contact Termination Area Plating Material	Tin
Contact Base Material	Brass
Contact Mating Area Plating Material	Tin
Contact Type	Tab
Contact Current Rating (Max)	5 A

Termination Features

Square Termination Post & Tail Dimension	.64 mm[.025 in]
Termination Method to PCB	Surface Mount

Mechanical Attachment

Mating Alignment Type	Polarization
Mating Retention	With
Panel Mount Feature	Without
PCB Mount Retention Type	Hold-Down



Mating Retention Type	Locking Tab
Connector Mounting Type	Board Mount
Mating Alignment	With
PCB Mount Alignment	Without
PCB Mount Retention	With

Housing Features

Mating Entry Location	Top
Housing Material	High Temperature Nylon
Centerline (Pitch)	3 mm[.118 in]

Dimensions

Connector Length	19 mm[.748 in]
Connector Height	9.24 mm[.364 in]
Connector Width	6.86 mm[.27 in]
PCB Thickness (Recommended)	1.57 mm[.062 in]
Row-to-Row Spacing	3 mm[.118 in]

Usage Conditions

Operating Temperature (Max)	105 °C[221 °F]
Operating Temperature Range	-40 – 105 °C[-40 – 221 °F]

Operation/Application

Circuit Application	Power
---------------------	-------

Industry Standards

UL Rating	Recognized
Glow Wire Rating	GWT 750°C (Without Flame)
Compatible With Agency/Standards Products	CSA, UL, VDE
Compatible With Approved Standards Products	UL E28476
UL Flammability Rating	UL 94V-0

Packaging Features

Packaging Quantity	175
Packaging Method	Package

Product Compliance

For compliance documentation, visit the product page on [TE.com](#)>



EU RoHS Directive 2011/65/EU	Compliant
EU ELV Directive 2000/53/EC	Compliant
China RoHS 2 Directive MIIT Order No 32, 2016	No Restricted Materials Above Threshold
EU REACH Regulation (EC) No. 1907/2006	Current ECHA Candidate List: JUNE 2024 (241) Candidate List Declared Against: JUNE 2024 (241) Does not contain REACH SVHC
Halogen Content	Low Halogen - Br, Cl, F, I < 900 ppm per homogenous material. Also BFR/CFR/PVC Free
Solder Process Capability	Reflow solder capable to 260°C

Product Compliance Disclaimer

This information is provided based on reasonable inquiry of our suppliers and represents our current actual knowledge based on the information they provided. This information is subject to change. The part numbers that TE has identified as EU RoHS compliant have a maximum concentration of 0.1% by weight in homogenous materials for lead, hexavalent chromium, mercury, PBB, PBDE, DBP, BBP, DEHP, DIBP, and 0.01% for cadmium, or qualify for an exemption to these limits as defined in the Annexes of Directive 2011/65/EU (RoHS2). Finished electrical and electronic equipment products will be CE marked as required by Directive 2011/65/EU. Components may not be CE marked. Additionally, the part numbers that TE has identified as EU ELV compliant have a maximum concentration of 0.1% by weight in homogenous materials for lead, hexavalent chromium, and mercury, and 0.01% for cadmium, or qualify for an exemption to these limits as defined in the Annexes of Directive 2000/53/EC (ELV). Regarding the REACH Regulation, the information TE provides on SVHC in articles for this part number is based on the latest European Chemicals Agency (ECHA) 'Guidance on requirements for substances in articles' posted at this URL: <https://echa.europa.eu/guidance-documents/guidance-on-reach>

### Compatible Parts



TE Part # 1-794617-0  
10POS,MICRO MNL,RCPT HSG



TE Part # 4-2315124-0  
10P MICRO MNL ASSY,VRT,SMT,LF


Also in the Series | [Micro MATE-N-LOK](#)



[Connector Contacts\(27\)](#)



[Insertion & Extraction Tools\(1\)](#)



[PCB Headers & Receptacles\(371\)](#)



[Rectangular Power Connectors\(98\)](#)

Customers Also Bought



[TE Part #5747846-4](#)  
[25 MSFL RCPT RA 318 \(IN,FM,BL\)](#)



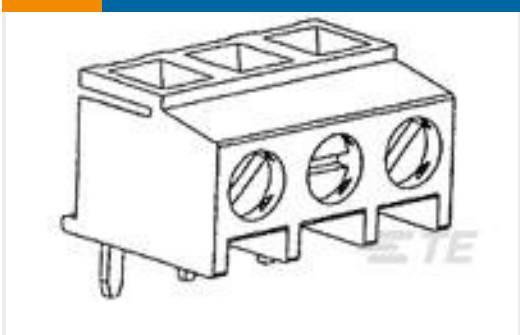
[TE Part #2-1879446-6](#)  
[TE 150W 120R 5% Bracket](#)



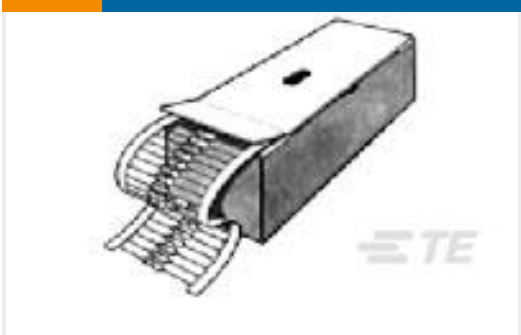
[TE Part #2-1445087-2](#)  
[MICRO MNL HDR ASSY S/ROW AU LF](#)



[TE Part #63824-1](#)  
[250 FASTON TAB TPBR](#)



[TE Part #284093-8](#)  
[TERMI-BLOK PCB MOUNT 90, 5,0MM](#)



[TE Part #1-2176078-0](#)  
[EP 1W 330R 5%](#)



[TE Part #2-2176372-3](#)  
[RQ 0603 84K5 0.1% 10PPM 5K RL](#)



[TE Part #4-794633-6](#)  
[16P MICRO MNL ASSY,VRT,SMT,LF](#)



[TE Part #1438543-1](#)  
[18P SMT LAC HDR ASY KEY CF,BLK](#)



[TE Part #5-794633-0](#)  
[20P MICRO MNL ASSY,VRT,SMT,LF](#)

Documents

[CAD Files](#)

[3D PDF](#)

[3D](#)

[Customer View Model](#)

[ENG\\_CVM\\_CVM\\_4-794633-0\\_K.2d\\_dxf.zip](#)

[English](#)

[Customer View Model](#)

[ENG\\_CVM\\_CVM\\_4-794633-0\\_K.3d\\_igs.zip](#)



4-794633-0

PCB Mount Header, Vertical, Wire-to-Board, 10 Position, 3 mm [.118 in] Centerline, Fully Shrouded, Tin, Surface Mount, Power, Black, Micro MATE-N-LOK



English

Customer View Model

ENG\_CVM\_CVM\_4-794633-0\_K.3d\_stp.zip

English

By downloading the CAD file I accept and agree to the [Terms and Conditions](#) of use.

Datasheets & Catalog Pages

SOFT\_SHELL\_PIN\_AND\_SOCKET\_CONNECTORS\_CATALOG

English

MICRO MATE-N-LOK CONNECTOR SYSTEM

English

Product Specifications

Application Specification

English

Agency Approvals

VDE Certificate

English