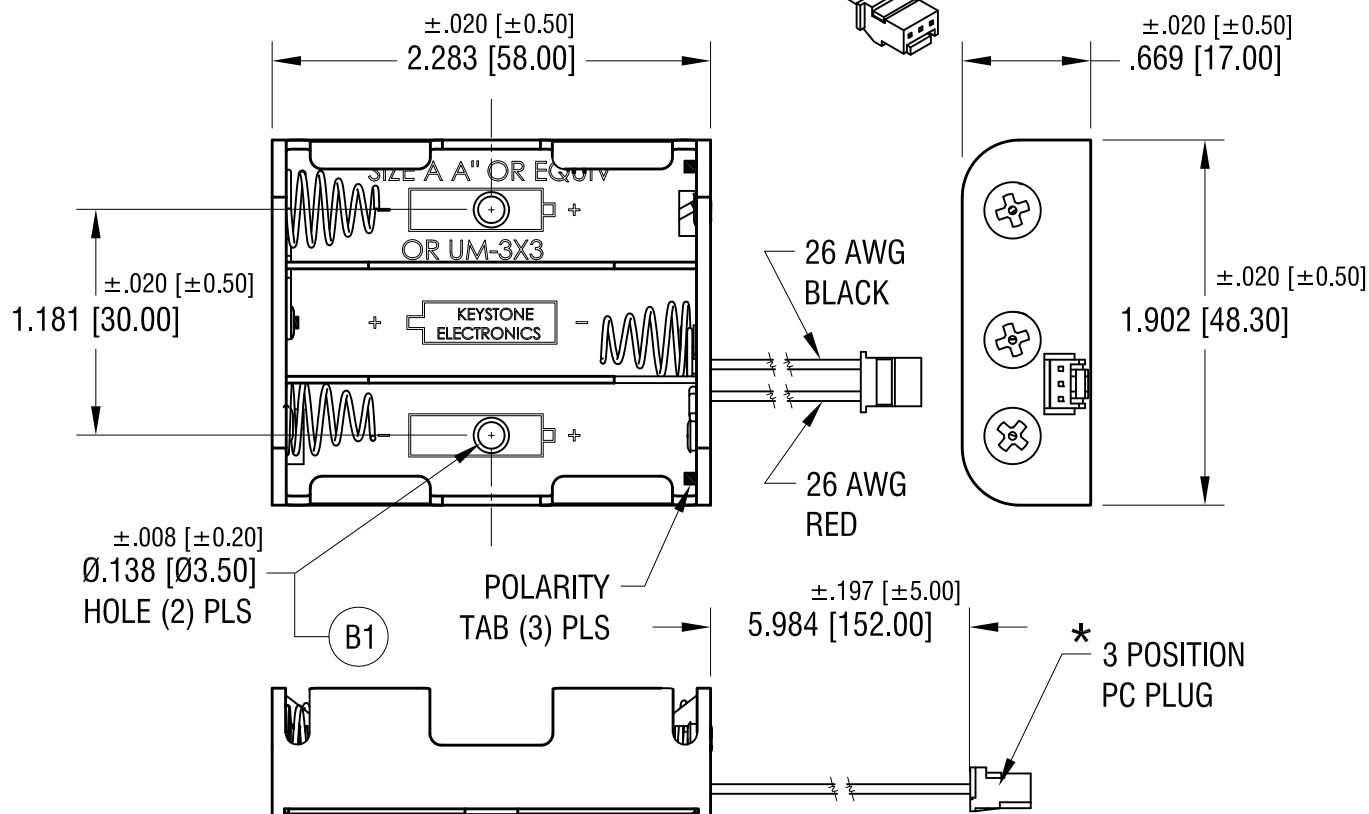
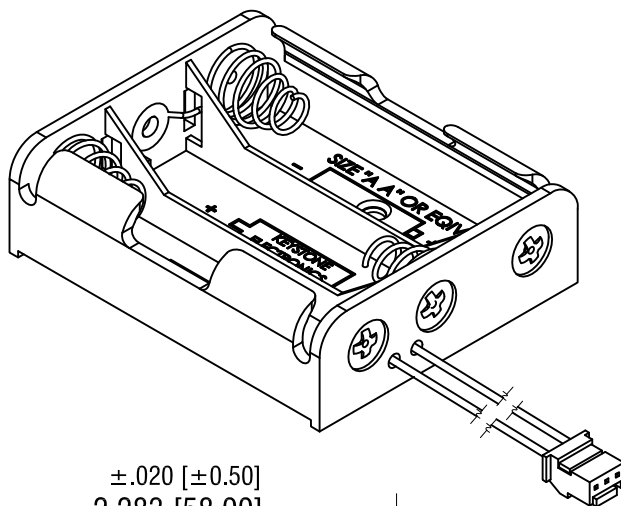
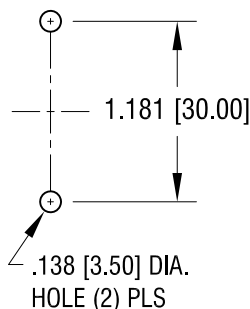


THIS DOCUMENT IS THE PROPERTY OF
KEYSTONE ELECTRONICS CORP. AND
SHALL NOT BE REPRODUCED, DISTRIBUTED
OR USED AS A BASIS FOR MANUFACTURE
WITHOUT PRIOR WRITTEN PERMISSION
FROM KEYSTONE ELECTRONICS CORP.

MOUNTING DETAIL



NOTE:

1. HOLDER: MAT'L: POLYPROPYLENE
2. SPRING: MAT'L: MUSIC WIRE, .027 [0.70] DIA.
FINISH: NICKEL PLATE
3. CONNECTOR: MAT'L - PA 66, UL94V-0
COLOR- NATURAL
4. POSITIVE (RED) CONNECTED TO PIN 1
NEGATIVE (BLACK) CONNECTED TO PIN 3

*USE : P/N'S 974,975, 976 OR 977 FOR P.C. CONNECTOR

6.13.22	(B1) WAS .130 [3.30]±.005 [±0.13] CHANGE AS PER ECN 21-091	B
3.09.22	CHANGE AS PER ECN 22-053	A
DATE	DESCRIPTION	REV.

KEYSTONE ELECTRONICS CORP.			
www.keyelco.com • NEW HYDE PARK, NY 11040 • Tel (516) 328-7500			
PART NAME			
BATTERY HOLDER (3) 'AA'			
MATERIAL			
AS NOTED			
FINISH		DRN BY	DATE
AS NOTED		NT	3.07.16
		APP'D	SCALE
		RH	1X
TOLERANCES	INCH [MM]	CODE	DWG NO.
DECIMAL	±.015 [±0.38]	C	2465CN
ANGULAR	± 1°		
UNLESS OTHERWISE SPECIFIED			