




Terminals & Splices > PCB Terminals



PCB Terminal Type: **Receptacle**
PCB Thickness (Recommended): **1.6 mm [.063 in]**
PCB Hole Diameter: **4.1 mm [.161 in]**
Mating Pin Diameter: **2.36 mm [.093 in]**
Profile Height from PCB: **7.75 mm [.309 in]**

Features

Product Type Features

Terminal Features	Stud Hole
-------------------	-----------

Contact Features

PCB Terminal Type	Receptacle
Mating Pin Diameter	2.36 mm[.093 in]
Terminal Plating Material	Pre-Tin
Terminal Size	Miniature
Terminal Orientation	Straight

Termination Features

Termination Method to PCB	Through Hole - Solder
Product Terminates To	Printed Circuit Board

Mechanical Attachment

Wire Insulation Support	Without
-------------------------	---------

Dimensions

--	--



Extension Below Board	2.54 mm[.1 in]
Terminal Material Thickness	.25 mm[.01 in]
PCB Thickness (Recommended)	1.6 mm[.063 in]
PCB Hole Diameter	4.1 mm[.161 in]
Profile Height from PCB	7.75 mm[.309 in]

Usage Conditions

Insulation Option	Uninsulated
Operating Temperature Range	-55 – 105 °C[-67 – 221 °F]

Packaging Features

Packaging Quantity	9000
Packaging Method	Reel

Product Compliance

For compliance documentation, visit the product page on [TE.com](#)>


EU RoHS Directive 2011/65/EU	Compliant
EU ELV Directive 2000/53/EC	Compliant
China RoHS 2 Directive MIIT Order No 32, 2016	No Restricted Materials Above Threshold
EU REACH Regulation (EC) No. 1907/2006	Current ECHA Candidate List: JUNE 2024 (241) Candidate List Declared Against: JUNE 2024 (241) Does not contain REACH SVHC
Halogen Content	Low Halogen - Br, Cl, F, I < 900 ppm per homogenous material. Also BFR/CFR/PVC Free
Solder Process Capability	Not applicable for solder process capability

Product Compliance Disclaimer


This information is provided based on reasonable inquiry of our suppliers and represents our current actual knowledge based on the information they provided. This information is subject to change. The part numbers that TE has identified as EU RoHS compliant have a maximum concentration of 0.1% by weight in homogenous materials for lead, hexavalent chromium, mercury, PBB, PBDE, DBP, BBP, DEHP, DIBP, and 0.01% for cadmium, or qualify for an exemption to these limits as defined in the Annexes of Directive 2011/65/EU (RoHS2). Finished electrical and electronic equipment products will be CE marked as required by Directive 2011/65/EU. Components may not be CE marked. Additionally, the part numbers that TE has identified as EU ELV compliant have a maximum concentration of 0.1% by weight in homogenous materials for lead, hexavalent chromium, and mercury, and 0.01% for cadmium, or qualify for an exemption to these limits as defined in the Annexes of Directive 2000/53/EC (ELV). Regarding the REACH Regulation, the information TE provides on SVHC in articles for this part number is based on the latest European Chemicals Agency (ECHA) 'Guidance on requirements for substances in articles' posted at this URL: <https://echa.europa.eu/guidance-documents/guidance-on-reach>



Compatible Parts




TE Part # 689141-1
INSERTION TOOL




TE Part # 350015-1
093 PIN REC 22-18 0125PTPPHBZ


Customers Also Bought




TE Part #1609078-1
6ESRM-P=F6990




TE Part #1-2199300-2
32P,DIP SKT,600 CL,OTC,PB FREE




TE Part #4-2176058-1
RLP73K 3A R47 5% 2K RL




TE Part #6-2176459-1
SMW 7W 33R 5% Taped




TE Part #61793-1
RING 18-14 AWG TPST



TE Part #63459-2
MAG-MATE 250 F-TAB 15-16 TPBR



TE Part #4-2176381-5
RQ 0805 35K7 0.1% 10PPM 5K RL



TE Part #3-2213627-2
ASSEMBLY, ROT DIM REC 49.22MM 7
POS 150C

Documents

Product Drawings
[.093 PCB PIN .0126 PTP PH/BZ](#)

English

CAD Files
Customer View Model
[ENG_CVM_61137-1_M.3d_igs.zip](#)

English

Customer View Model
[ENG_CVM_61137-1_M.3d_stp.zip](#)

English

Customer View Model
[ENG_CVM_61137-1_M.2d_dxf.zip](#)

English

[3D PDF](#)



English

[3D PDF](#)

3D

Customer View Model

[ENG_CVM_CVM_61137-1_AD.2d_dxf.zip](#)

English

Customer View Model

[ENG_CVM_CVM_61137-1_AD.3d_igs.zip](#)

English

Customer View Model

[ENG_CVM_CVM_61137-1_AD.3d_stp.zip](#)

English

By downloading the CAD file I accept and agree to the [Terms and Conditions](#) of use.

Datasheets & Catalog Pages

[PRINTED CIRCUIT BOARD TERMINALS AND DISCONNECTS](#)

English

Product Specifications

[Application Specification](#)

English