




Relays & Contactors > Relays > Signal Relays



Relay Type: **Reed Relay**
Contact Arrangement: **1 Form C SPDT-CO**
Coil Magnetic System: **Monostable**
Contact Current Rating: **1.25 A**
Performance Type: **Standard**

Features

Product Type Features

Relay Type	Reed Relay
------------	------------

Configuration Features

Contact Arrangement	1 Form C SPDT-CO
Contact Number of Poles	1

Electrical Characteristics

Insulation Initial Dielectric Between Open Contacts	750 Vrms
Contact Limiting Making Current	3 A
Contact Limiting Short-Time Current	3 A
Contact Limiting Continuous Current	3 A
Insulation Initial Dielectric Between Contacts & Coil	1000 Vrms
Insulation Initial Resistance	1000000 MΩ
Contact Limiting Breaking Current	3 A
Contact Switching Load (Min)	10mA @ .02V
Coil Resistance	320 Ω
Contact Current Rating	1.25 A
Contact Voltage Rating	120 VDC
Coil Power Rating DC	.203 W
Coil Voltage Rating	12 VDC



Contact Switching Voltage (Max)	125 VAC
---------------------------------	---------

Body Features

Product Weight	4 g[.141 oz]
----------------	--------------

Contact Features

Contact Plating Material	AgNi Alloy
Contact Material	AgNi

Termination Features

Relay Connection Type	PCB Termination
Terminal Configuration	PCB Pins

Mechanical Attachment

Product Mount Type	Printed Circuit Board
--------------------	-----------------------

Dimensions

Product Width	10 mm[.393 in]
Product Length	15.4 mm[.606 in]
Product Height	11.5 mm[.452 in]

Usage Conditions

Environmental Category of Protection	RTIII
Environmental Ambient Temperature (Max)	85 °C[85 °F]
Operating Temperature Range	-40 – 85 °C

Operation/Application

Current Type	DC
Solder Process	Wave Solder
Coil Magnetic System	Monostable
Performance Type	Standard

Packaging Features

Packaging Method	Box & Tube, Tube
------------------	------------------

Other

Length Class (Mechanical)	14 – 16 mm
Environmental Ambient Temperature Class	70 – 85 °C
Height Class (Mechanical)	11 – 12 mm
Coil Power Rating Class	.4 – .5 W



Width Class (Mechanical)	10 – 12 mm
Contact Current Class	2 – 5 A

Product Compliance


For compliance documentation, visit the product page on TE.com>

EU RoHS Directive 2011/65/EU	Compliant
EU ELV Directive 2000/53/EC	Compliant
China RoHS 2 Directive MIIT Order No 32, 2016	No Restricted Materials Above Threshold
EU REACH Regulation (EC) No. 1907/2006	Current ECHA Candidate List: JUNE 2024 (241) Candidate List Declared Against: JUNE 2024 (241) Does not contain REACH SVHC
Halogen Content	Low Halogen - Br, Cl, F, I < 900 ppm per homogenous material. Also BFR/CFR/PVC Free
Solder Process Capability	Wave solder capable to 265°C


Product Compliance Disclaimer

This information is provided based on reasonable inquiry of our suppliers and represents our current actual knowledge based on the information they provided. This information is subject to change. The part numbers that TE has identified as EU RoHS compliant have a maximum concentration of 0.1% by weight in homogenous materials for lead, hexavalent chromium, mercury, PBB, PBDE, DBP, BBP, DEHP, DIBP, and 0.01% for cadmium, or qualify for an exemption to these limits as defined in the Annexes of Directive 2011/65/EU (RoHS2). Finished electrical and electronic equipment products will be CE marked as required by Directive 2011/65/EU. Components may not be CE marked. Additionally, the part numbers that TE has identified as EU ELV compliant have a maximum concentration of 0.1% by weight in homogenous materials for lead, hexavalent chromium, and mercury, and 0.01% for cadmium, or qualify for an exemption to these limits as defined in the Annexes of Directive 2000/53/EC (ELV). Regarding the REACH Regulation, the information TE provides on SVHC in articles for this part number is based on the latest European Chemicals Agency (ECHA) ‘Guidance on requirements for substances in articles’ posted at this URL: <https://echa.europa.eu/guidance-documents/guidance-on-reach>

Compatible Parts



TE Part # 3-1393779-7
V23101D 107A301



TE Part # 4-1419172-4
V23101D 6A301

Also in the Series | Axicom W11 Relay V23101



Customers Also Bought



Documents

CAD Files

Customer View Model

ENG_CVM_CVM_1422037-2_B1.3d_igs.zip

English

Customer View Model

ENG_CVM_CVM_1422037-2_B1.3d_stp.zip

English

Customer View Model

ENG_CVM_CVM_1422037-2_B1.2d_dxf.zip

English

3D PDF

3D

By downloading the CAD file I accept and agree to the [Terms and Conditions](#) of use.

Product Specifications

Product Specification

English



Definitions General Purpose Relays

English