



Connectors > Automotive Connectors > Automotive Housings



Connector System: **Wire-to-Board, Wire-to-Device**

Number of Positions: **26**

Connector & Housing Type: **Housing for Female Terminals**

Centerline (Pitch): **2.54 mm, 4.6 mm [.1 in, .181 in]**

Sealable: **No**

Features

Product Type Features

Mixed & Hybrid Connector	Yes
Connector Shape	Rectangular
Connector System	Wire-to-Board, Wire-to-Device
Connector & Housing Type	Housing for Female Terminals
Sealable	No
Primary Locking Feature	Integrated in Housing

Configuration Features

Blank Cavity Position	11, 4
Number of Positions	26
Number of Rows	5

Body Features

Cable Exit Angle	180°
Primary Product Color	Gray
Connector & Keying Code	B2



Contact Features

Contact Size	.64mm, 2.8mm
Contact Type	Receptacle
Mating Tab Width	.64 mm, 2.8 mm[.025 in][.11 in]

Mechanical Attachment

Terminal Position Assurance	Yes
Strain Relief	Without
Mating Alignment Type	Keyed
Mating Alignment	With
Connector Mounting Type	Cable Mount (Free-Hanging)

Housing Features

Housing Material	PBT GF
Centerline (Pitch)	2.54 mm, 4.6 mm[.1 in][.181 in]

Dimensions

Connector Height	31.3 mm[1.232 in]
Product Width	20.3 mm[.799 in]
Product Length	25.2 mm[.992 in]
Row-to-Row Spacing	6 mm[.236 in]

Usage Conditions

Operating Temperature (Max)	70 °C, 75 °C, 80 °C, 85 °C[158 °F][167 °F] [176 °F][185 °F]
Operating Temperature Range	-40 – 85 °C[-40 – 185 °F]

Operation/Application

Circuit Application	Signal
---------------------	--------

Industry Standards

Compatible With Agency/Standards Products	GMW191
---	--------

Packaging Features

Packaging Quantity	1
Packaging Method	Package

Other

Serviceable	Yes
Connector Position Assurance Capable	No



Product Compliance

For compliance documentation, visit the product page on TE.com>

EU RoHS Directive 2011/65/EU	Compliant
EU ELV Directive 2000/53/EC	Compliant
China RoHS 2 Directive MIIT Order No 32, 2016	No Restricted Materials Above Threshold
EU REACH Regulation (EC) No. 1907/2006	Current ECHA Candidate List: JUNE 2024 (241) Candidate List Declared Against: JUL 2021 (219) Does not contain REACH SVHC
Halogen Content	Not Yet Reviewed for halogen content
Solder Process Capability	Not applicable for solder process capability

Product Compliance Disclaimer

This information is provided based on reasonable inquiry of our suppliers and represents our current actual knowledge based on the information they provided. This information is subject to change. The part numbers that TE has identified as EU RoHS compliant have a maximum concentration of 0.1% by weight in homogenous materials for lead, hexavalent chromium, mercury, PBB, PBDE, DBP, BBP, DEHP, DIBP, and 0.01% for cadmium, or qualify for an exemption to these limits as defined in the Annexes of Directive 2011/65/EU (RoHS2). Finished electrical and electronic equipment products will be CE marked as required by Directive 2011/65/EU. Components may not be CE marked. Additionally, the part numbers that TE has identified as EU ELV compliant have a maximum concentration of 0.1% by weight in homogenous materials for lead, hexavalent chromium, and mercury, and 0.01% for cadmium, or qualify for an exemption to these limits as defined in the Annexes of Directive 2000/53/EC (ELV). Regarding the REACH Regulation, the information TE provides on SVHC in articles for this part number is based on the latest European Chemicals Agency (ECHA) ‘Guidance on requirements for substances in articles’ posted at this URL: <https://echa.europa.eu/guidance-documents/guidance-on-reach>

Compatible Parts

<p>TE Part # CAT-N57-GYTH68 Generation Y Terminals, 68POS Hybrid</p>	<p>TE Part # 2098762-3 Contact,female 0.64, 26 AWG, CuNiSi, Sn</p>	<p>TE Part # 2098065-6 Plug, Unsealed, Hybrid, BCM, B2, F Key</p>	<p>TE Part # 2098066-6 Secondary Lock Plate, BCM, B2, F Key</p>
--	--	---	---

Also in the Series | Generation Y Connector System



Automotive Connector Caps & Covers (21)



Automotive Housings(157)




Automotive Terminals(46)



Connector Seals & Cavity Plugs(6)

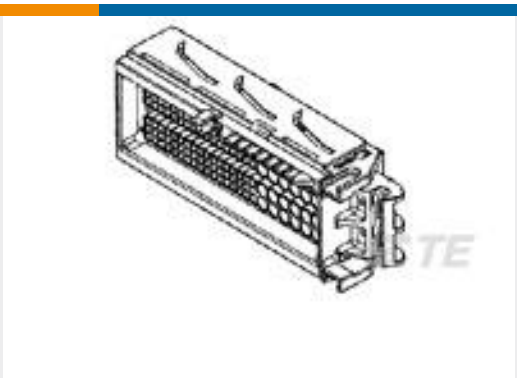


Insertion & Extraction Tools(1)



PCB Headers & Receptacles(19)


Customers Also Bought



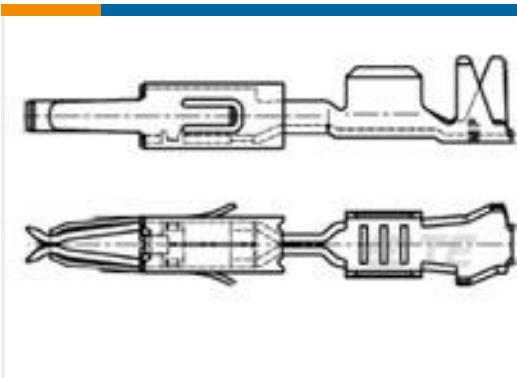
TE Part #1612275-3
SEALED 0.64/2.3II 126POS PLUG



TE Part #2272169-1
MCON WIRE DRESS, 2P PLUG, RIGHT ANGLE



TE Part #1418844-1
MCON 1.2 CB REC SWS SN



TE Part #964261-2
MT2 A REC 1.6 Contact SRC Sn



TE Part #CC0543-000
FL2500-NO.3-J1-0-40MM



TE Part #NB07726001
HTAT-24/6-0-90MM



TE Part #2098067-2
Plug Assembly, Hybrid, BCM, IP2, B Key



TE Part #2040009-1
0.50/1.0 SEALED WIRE COVER ASSY 60POS



TE Part #1-1703884-3
2POS,SHORT CIRC SPR,HOUSING,AS



TE Part #2315977-2
HYB 69P PLUG ASSY CODE1

Documents



Product Drawings

Plug Assembly, Hybrid, BCM, B2, F Key

English

Plug Assembly, Hybrid, BCM, B2, F Key

English

CAD Files

3D PDF

3D

Customer View Model

ENG_CVM_CVM_2098067-6_D_c-2098067-6-d.2d_dxf.zip

English

Customer View Model

ENG_CVM_CVM_2098067-6_D_c-2098067-6-d.3d_igs.zip

English

Customer View Model

ENG_CVM_CVM_2098067-6_D_c-2098067-6-d.3d_stp.zip

English

By downloading the CAD file I accept and agree to the [Terms and Conditions](#) of use.

Instruction Sheets

Instruction Sheet (U.S.)

English