



Connectors > Contacts > Connector Contacts



Contact Type: **Pin**

Contact Mating Area Plating Material: **Gold**

Contact Size: **Size 20**

Contact Base Material: **Copper Alloy**

Product Terminates To: **Printed Circuit Board**

Features

Contact Features

Contact Underplating Material	Copper
Contact Type	Pin
Contact Mating Area Plating Material	Gold
Contact Size	Size 20
Contact Base Material	Copper Alloy
Contact Current Rating (Max)	5 A

Termination Features

Termination Post & Tail Diameter	.02 mm[.51 in]
Termination Post & Tail Length	.33 mm[8.38 in]
Product Terminates To	Printed Circuit Board

Usage Conditions

Operating Temperature Range	-55 – 125 °C[-67 – 257 °F]
-----------------------------	----------------------------

Operation/Application

Circuit Application	Signal
---------------------	--------

Packaging Features

Packaging Quantity	1000
Packaging Method	Loose Piece



Product Compliance

For compliance documentation, visit the product page on TE.com>

EU RoHS Directive 2011/65/EU	Compliant with Exemptions
EU ELV Directive 2000/53/EC	Compliant with Exemptions
China RoHS 2 Directive MIIT Order No 32, 2016	Restricted Materials Above Threshold
EU REACH Regulation (EC) No. 1907/2006	Current ECHA Candidate List: JUNE 2024 (241) Candidate List Declared Against: JUNE 2024 (241) SVHC > Threshold: Pb (.6% in Component Part) <b>Article Safe Usage Statements:</b> Do not eat, drink or smoke when using this product. Wash thoroughly after handling. Recycle if possible and dispose of the article by following all applicable governmental regulations relevant to your geographic location.
Halogen Content	Low Halogen - Br, Cl, F, I < 900 ppm per homogenous material. Also BFR/CFR/PVC Free
Solder Process Capability	Pin-in-Paste capable to 260°C

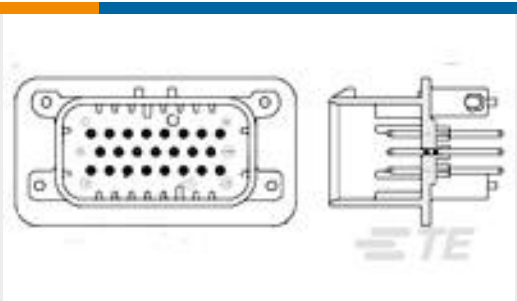
Product Compliance Disclaimer

This information is provided based on reasonable inquiry of our suppliers and represents our current actual knowledge based on the information they provided. This information is subject to change. The part numbers that TE has identified as EU RoHS compliant have a maximum concentration of 0.1% by weight in homogenous materials for lead, hexavalent chromium, mercury, PBB, PBDE, DBP, BBP, DEHP, DIBP, and 0.01% for cadmium, or qualify for an exemption to these limits as defined in the Annexes of Directive 2011/65/EU (RoHS2). Finished electrical and electronic equipment products will be CE marked as required by Directive 2011/65/EU. Components may not be CE marked. Additionally, the part numbers that TE has identified as EU ELV compliant have a maximum concentration of 0.1% by weight in homogenous materials for lead, hexavalent chromium, and mercury, and 0.01% for cadmium, or qualify for an exemption to these limits as defined in the Annexes of Directive 2000/53/EC (ELV). Regarding the REACH Regulation, the information TE provides on SVHC in articles for this part number is based on the latest European Chemicals Agency (ECHA) ‘Guidance on requirements for substances in articles’ posted at this URL: <https://echa.europa.eu/guidance-documents/guidance-on-reach>

Compatible Parts




Customers Also Bought



TE Part #1-776228-1  
23POS, PIN DIA 1.3, HDR ASSY, 180DEG, COD 1



TE Part #2199230-5  
M.2 0.5PITCH 4.2H KEY B 30U" AU



TE Part #1757819-9  
AMPLIMITE, ASY, PLUG, STD, 109, ZN, 4, CT



TE Part #2-5767004-3  
MICTOR RECEPT ASSY, 76 POS.



TE Part #321890  
TERMINAL, SOLIS R HT 22-16 8



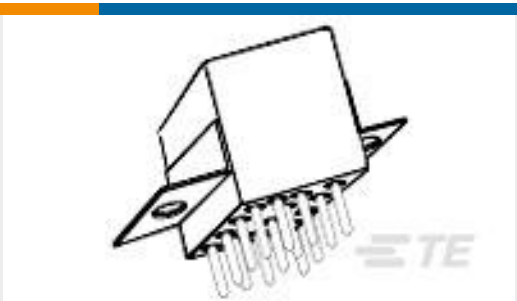
TE Part #4-1393252-3  
W67-X2Q110-20=M6/M7/M9/W6/W7



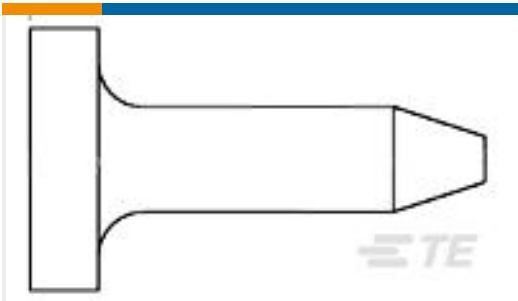
TE Part #51863  
TERM, R, PIDG, 22-16/22-18, #6(M3.5)



TE Part #5-445730-1  
RECPT ASSY, SZ 4, COAX 8C8



TE Part #1-1617754-7  
FCA-410-1620M=M83536/16-020M



TE Part #206509-1  
SIZE 20 KEYING PLUG

Documents

Product Drawings

AMPLIMITE, PIN CONT, SZ 20, AU PLTD

English

CAD Files

3D PDF

3D

Customer View Model

ENG\_CVM\_CVM\_1-212565-0\_Z.2d\_dxf.zip

English

Customer View Model

ENG\_CVM\_CVM\_1-212565-0\_Z.3d\_igs.zip

English

Customer View Model

ENG\_CVM\_CVM\_1-212565-0\_Z.3d\_stp.zip

English

By downloading the CAD file I accept and agree to the [Terms and Conditions](#) of use.

Product Specifications



Application Specification

English