

DSR Series

IP65 Sealed, Illuminated Rocker Switches



Description

The new DSR series is a IP65 sealed Illuminated Rocker Switch. All switches are RoHS compliant and available both illuminated (LED or NEON, red, green and blue) and non-illuminated (black or red). For applications in harsh environments the IP65 sealing offers protection against solid objects, liquids or dust. Rated up to 16A @ 125/250VAC.

Features & Benefits

- IP65 seal above the panel
- LED or NEON illumination options
- Electrical ratings up to 16 amps
- 4.8 quick connect terminals
- RoHS compliant

Applications

- Control panels
- Heavy equipment
- Industrial instruments

Agency Approvals

Agency	Agency File Number
	UL61508-1
	ENEC-03099-M2

Specifications

Contact Rating	16(4)A @ 125/250 VAC 16A @ 12 VDC 6A @ 28 VDC
Electrical Life	10,000 make-and-break cycles at full load.
Dielectric Strength	AC 1500V 1 minute
Insulation Resistance	DC 500V 100M ohm min.
Operating Temperature	-25°C to 85°C

Materials

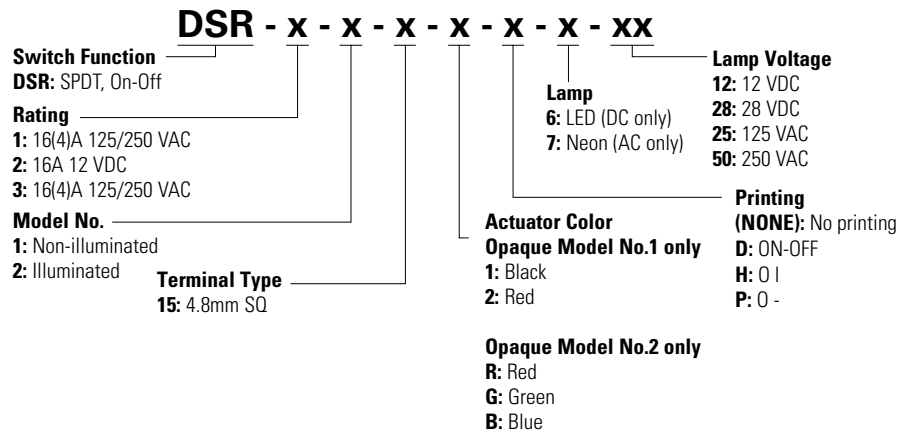
Frame	Black, nylon #66
Actuator	Black, Silicon
Waterproof Rubber	Black Silicon
Terminals	Silver plated, copper alloy

Notes:

Specifications and materials listed above are for switches with standard options. For information on specific and custom switches, consult Customer Service Center.

Ordering Number

To order, simply select desired option from each category and place in the appropriate box. For additional options not shown in catalog, consult Customer Service Center.



DSR Series

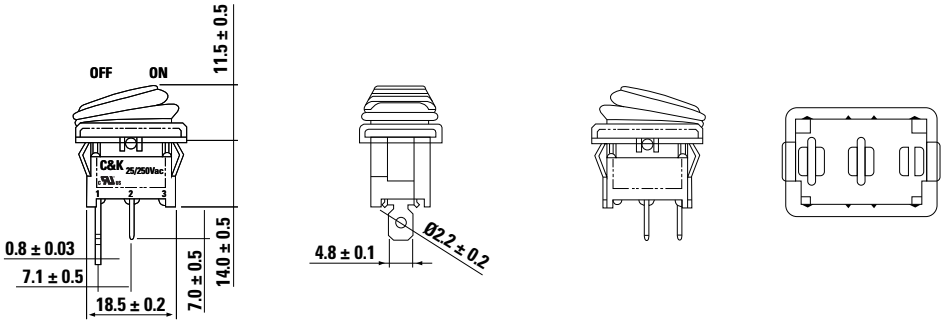
IP65 Sealed, Illuminated Rocker Switches



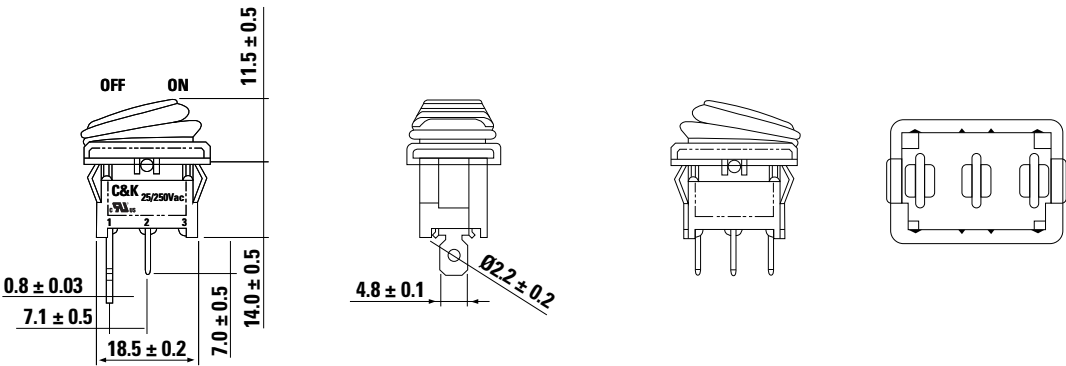
Switch Function

No. Poles	Model No.	Switch Function			Connected Terminals			Schematic
SP	DSR11	OFF	NONE	ON	-	-	2-1	 Non-illuminated
	DSR12	OFF	NONE	ON	-	-	2-1	 Neon Illumination
	DSR22	OFF	NONE	ON	-	-	2-1	 LED Illumination
	DSR32	OFF	NONE	ON	-	-	2-1	 LED Illumination

Non-Illuminated



LED & Neon Illuminated



Neon

Circuit Diagram	
On	
Off	

LED

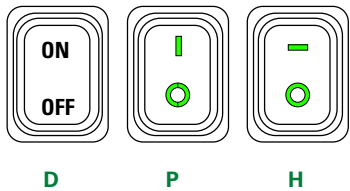
Circuit Diagram	
On	
Off	

DSR Series

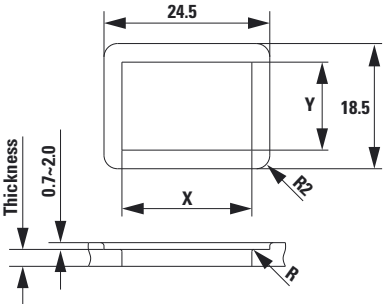
IP65 Sealed, Illuminated Rocker Switches



Actuator Marking



Mounting Hole



Thickness	X	Y
0.75 - 1.5	19.4 - 0.1	13 + 0.1
1.5 - 2.5	19.8 - 0.1	13 + 0.1

Actuator Color

Option Code	Actuator Color
1	Black, non-illuminated
2	Red, non-illuminated
R	Red, illuminated
G	Green, illuminated
B	Blue, illuminated

