Copyright FCI.

FCIconnect.com

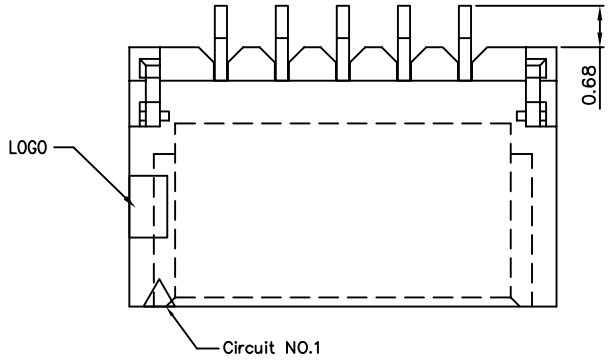

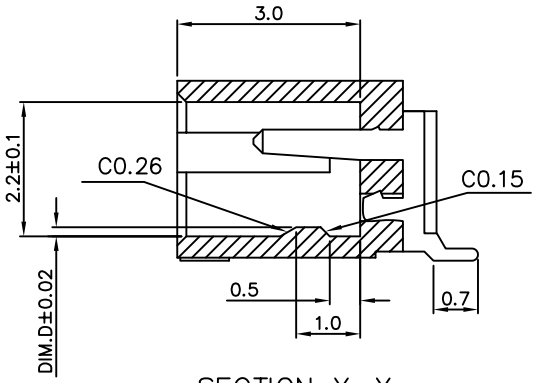

SECTION X–X

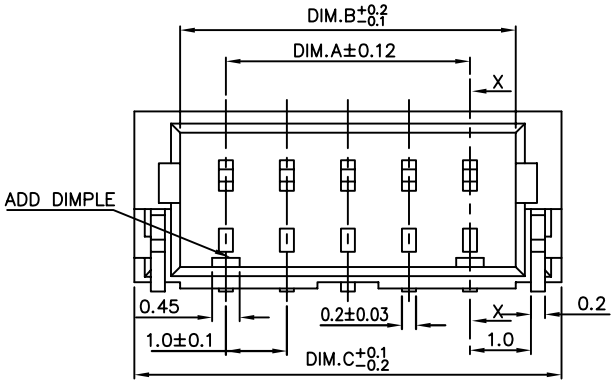

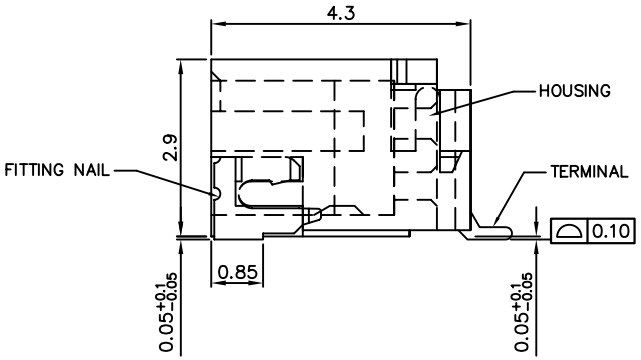

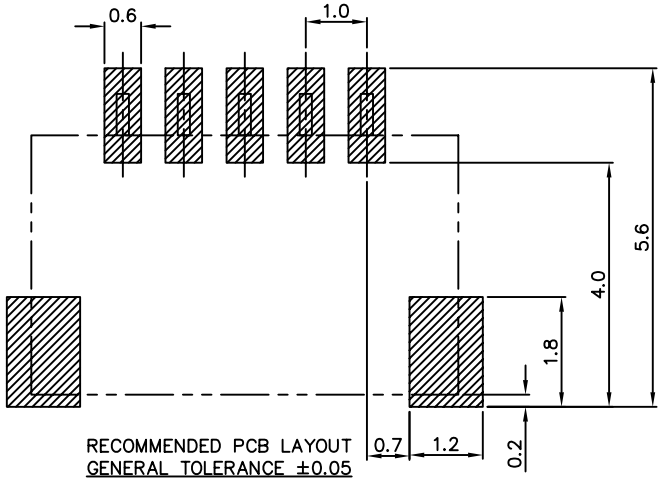

RECOMMENDED PCB LAYOUT
GENERAL TOLERANCE ±0.05

NOTES:

1. MATERIAL:
   HOUSING: HALOGEN FREE HIGH TEMPERATURE THERMOPLASTIC, UL94V-0.
   TERMINAL: COPPER ALLOY.
   FITTING NAIL: COPPER ALLOY.
2. FINISH:
   UNDER PLATING: 30~60u" NICKEL OVERALL.
   CONTACT AREA , SOLDER TAIL AND FITTING NAIL: SELECTIVE GOLD PLATED OVERALL(SEE P/N DESCRIPTION).
3. REFLOW SOLDER CAPABLE TO 260°C PEAK TEMP. FOR 10 SECONDS MAX.
4. SPEC. PLS. REFER TO GS-12-0930.
5. PACKAGE PLS. REFER TO GS-14-2103.
6. PART NUMBER DESCRIPTION:
   10116782-XXX X X X LF
   - XXX: NO OF CONTACTS(CKT)
   - X: PACKING 0: TAPE & REEL
   - X: PLATING 1: 1u" MIN. GOLD FLASH OVERALL (TERMINAL AND FITTING NAIL)
   - X: COLOR 0: BLACK
   - LF: LEAD FREE

ORDERING INFORMATION FOR USER REFERENCE

NAME		PART NO.
BOARD CONN.		10116782-XXXXXXLF
CABLE CONN.	HOUSING(WIRE SIDE)	10116783-XXXXXXLF
	TERMINAL(AWG 28~32)	10116784-XXX

CKT	Dim.A	Dim.B	Dim.C	Dim.D	CKT	Dim.A	Dim.B	Dim.C	Dim.D
~~002~~	~~1.0~~	~~2.4~~	~~4.0~~	0.20	~~012~~	~~11.0~~	~~12.4~~	~~14.0~~	~~0.15~~
~~003~~	~~2.0~~	~~3.4~~	~~5.0~~		~~013~~	~~12.0~~	~~13.4~~	~~15.0~~	—
004	3.0	4.4	6.0		~~014~~	~~13.0~~	~~14.4~~	~~16.0~~	—
~~005~~	~~4.0~~	~~5.4~~	~~7.0~~	0.15	~~015~~	~~14.0~~	~~15.4~~	~~17.0~~	—
~~006~~	~~5.0~~	~~6.4~~	~~8.0~~		~~016~~	~~15.0~~	~~16.4~~	~~18.0~~	0.08
~~007~~	~~6.0~~	~~7.4~~	~~9.0~~		~~017~~	~~16.0~~	~~17.4~~	~~19.0~~	—
~~008~~	~~7.0~~	~~8.4~~	~~10.0~~		~~018~~	~~17.0~~	~~18.4~~	~~20.0~~	—
~~009~~	~~8.0~~	~~9.4~~	~~11.0~~		~~019~~	~~18.0~~	~~19.4~~	~~21.0~~	—
~~010~~	~~9.0~~	~~10.4~~	~~12.0~~		~~020~~	~~19.0~~	~~20.4~~	~~22.0~~	—
~~011~~	~~10.0~~	~~11.4~~	~~13.0~~		~~022~~	~~21.0~~	~~22.4~~	~~24.0~~	—

ltr	ecn no	dr	date
A		WL	05/11/11
B	ELX-N-21909	TIM	09/14/15

mat'l. code

surface ASME Y14.5 √ | tolerance ASME Y14.5 | projection

tolerances unless otherwise specified

angles: X°±2° | linear: .X ± 0.25, .XX ± 0.15, .XXX ± 0.10

MM [INCH]

scale

dr	WENDY CHEN	03/11/11
engr	WENDY CHEN	03/11/11
chr	WENDY CHEN	03/11/11
appd	GARY HSIEH	03/11/11

product family: WTB

title: 1.0mm WTB CONN. SMT R/A S/R TYPE

dwg no: 10116782 | sheet 1 of 1 | size A4

type: CUSTOMER Drawing

sheet index | revision B | sheet 1

form: A4mmXLc

Downloaded from Arrow.com.