



TE Internal #: 55927-1  
Closed End Splice, 22 – 14 AWG Wire Size, .3 – 2 mm² Wire Size, .509 – 5.18 kcmil Wire Size, 509 – 5180 CMA Wire Size, Copper, Black, Splices  
[View on TE.com >](#)

Terminals & Splices > Splices



Splice Type: **Closed End Splice**  
Wire Size: **.3 – 2 mm²**  
Sealable: **No**  
Compatible Insulation Diameter Range: **6.35 mm [ .25 in ]**

Features

Product Type Features

Splice Accessory Type	Splice
Splice Type	Closed End Splice
Sealable	No
Compatible With Discrete Wire Type	Solid, Stranded
Wire Insulation Support Retention Type	Insulation Support

Configuration Features

Compatible With Wire & Cable Type	Discrete Wire
-----------------------------------	---------------

Body Features

Product Weight	.597 g
Primary Product Color	Black

Contact Features

Terminal Plating Material	Tin
Contact Base Material	Copper
Barrel Type	Closed

Mechanical Attachment



Wire Insulation Support	With
-------------------------	------

Dimensions

Wire Size	509 – 5180 CMA
Compatible Insulation Diameter Range	6.35 mm[.25 in]
Terminal Material Thickness	.45 mm[.018 in]
Product Length	17.27 mm[.68 in]

Usage Conditions

Insulation Option	Fully Insulated
Operating Temperature Range	150 °C[302 °F]

Operation/Application

Compatible With Wire Base Material	Copper
------------------------------------	--------

Identification Marking

Splice Marking	ECN
----------------	-----

Industry Standards

Government Qualified Splice	No
-----------------------------	----

Packaging Features

Packaging Quantity	1000
Packaging Method	Loose Piece

Product Compliance

For compliance documentation, visit the product page on TE.com>

EU RoHS Directive 2011/65/EU	Compliant
EU ELV Directive 2000/53/EC	Compliant
China RoHS 2 Directive MIIT Order No 32, 2016	No Restricted Materials Above Threshold
EU REACH Regulation (EC) No. 1907/2006	Current ECHA Candidate List: JUNE 2024 (241) Candidate List Declared Against: JUNE 2024 (241) Does not contain REACH SVHC
Halogen Content	Low Halogen - Br, Cl, F, I < 900 ppm per homogenous material. Also BFR/CFR/PVC Free
Solder Process Capability	Not applicable for solder process capability

Product Compliance Disclaimer



This information is provided based on reasonable inquiry of our suppliers and represents our current actual knowledge based on the information they provided. This information is subject to change. The part numbers that TE has identified as EU RoHS compliant have a maximum concentration of 0.1% by weight in homogenous materials for lead, hexavalent chromium, mercury, PBB, PBDE, DBP, BBP, DEHP, DIBP, and 0.01% for cadmium, or qualify for an exemption to these limits as defined in the Annexes of Directive 2011/65/EU (RoHS2). Finished electrical and electronic equipment products will be CE marked as required by Directive 2011/65/EU. Components may not be CE marked. Additionally, the part numbers that TE has identified as EU ELV compliant have a maximum concentration of 0.1% by weight in homogenous materials for lead, hexavalent chromium, and mercury, and 0.01% for cadmium, or qualify for an exemption to these limits as defined in the Annexes of Directive 2000/53/EC (ELV). Regarding the REACH Regulation, the information TE provides on SVHC in articles for this part number is based on the latest European Chemicals Agency (ECHA) ‘Guidance on requirements for substances in articles’ posted at this URL: <https://echa.europa.eu/guidance-documents/guidance-on-reach>

Compatible Parts



TE Part # 45216  
DAHT AMP CLOSED END SPLICES 22-14 ASSY



TE Part # 217212-1  
PRO-CR ASSY, CES




TE Part # 217212-2  
PRO-CR DIE, CES




TE Part # 48208  
DAHT CLOSED END SPLICES 22-10 ASSY


Customers Also Bought




TE Part #7-1768019-9  
ESSW1-025



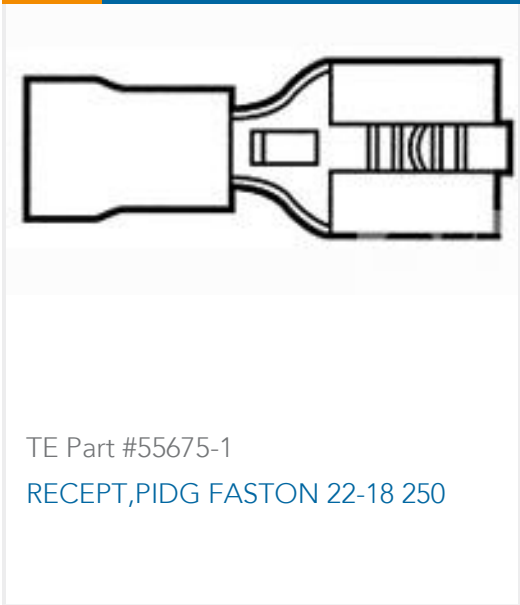
TE Part #4-1437658-5  
8PCV-12-006=#8 TRIBARRIER TERM




TE Part #1-480707-0  
09P UMNL CAP HSG NATL




TE Part #2176093-1  
RP 2A 0.25W 9K09 0.1% 25PPM 1K RL



TE Part #55675-1  
RECEPT,PIDG FASTON 22-18 250



TE Part #559060-000  
STD03W-R



TE Part #936291-2  
090 SLD 2P CAP ASSY BLACK

Documents

Product Drawings  
SPLICE WIRE CE BLACK 22-14

English

CAD Files  
3D PDF



3D

Customer View Model

[ENG\\_CVM\\_CVM\\_55927-1\\_F.2d\\_dxf.zip](#)

English

Customer View Model

[ENG\\_CVM\\_CVM\\_55927-1\\_F.3d\\_igs.zip](#)

English

Customer View Model

[ENG\\_CVM\\_CVM\\_55927-1\\_F.3d\\_stp.zip](#)

English

By downloading the CAD file I accept and agree to the [Terms and Conditions](#) of use.

Product Specifications

[Application Specification](#)

English

Instruction Sheets

[Instruction Sheet \(U.S.\)](#)

English

Agency Approvals

[Agency Approval Document](#)

English