



Connectors > PCB Connectors > Wire-to-Board Connectors > FFC, FPC & Ribbon Connectors > FPC Connectors



Centerline (Pitch): 1.25 mm [.049 in ]  
Mating Retention Type: Non ZIF  
PCB Mount Orientation: Vertical  
Termination Method to PCB: Through Hole - Solder  
Contact Mating Area Plating Material: Tin

Features

Product Type Features

PCB Connector Assembly Type	PCB Mount Receptacle
Connector Product Type	Connector Assembly
Connector System	Flex-to-Board
Connector & Contact Terminates To	Flexible Printed Circuit (FPC), Printed Circuit Board

Configuration Features

Compatible With Wire & Cable Type	FFC, FPC
Number of Rows	1
PCB Mount Orientation	Vertical
Number of Positions	22

Electrical Characteristics

Operating Voltage	50 VAC
-------------------	--------

Body Features

Primary Product Color	White
-----------------------	-------

Contact Features

PCB Contact Termination Area Plating Material Thickness	.8 μm[31.49 μin]
Contact Layout	Staggered Type A
Contact Type	Socket
Contact Mating Area Plating Material Thickness	.8 μm[31.49 μin]



PCB Contact Termination Area Plating Material Finish	Bright
Contact Shape & Form	Single Beam
Contact Mating Area Plating Material Finish	Bright
PCB Contact Termination Area Plating Material	Tin
Contact Base Material	Phosphor Bronze
Contact Current Rating (Max)	1 A
Contact Mating Area Plating Material	Tin

Termination Features

Termination Post & Tail Length	3.2 mm[.126 in]
Termination Method to PCB	Through Hole - Solder

Mechanical Attachment

Mating Alignment	With
PCB Mount Alignment	With
PCB Mount Retention	With
PCB Mount Retention Type	Kinked Solder Tails
Connector Mounting Type	Board Mount
Mating Retention Type	Non ZIF

Housing Features

Housing Material	PBT GF
Centerline (Pitch)	1.25 mm[.049 in]

Dimensions

Connector Length	31.25 mm[1.23 in]
Accepts Flex Cable Thickness	.3 mm[.012 in]
Connector Height	7.8 mm[.307 in]
Connector Width	4.8 mm[.189 in]
PCB Thickness (Recommended)	1.6 mm[.063 in]

Usage Conditions

Operating Temperature Range	-40 – 85 °C[-40 – 185 °F]
-----------------------------	---------------------------

Operation/Application

Circuit Application	Signal
---------------------	--------

Identification Marking

Circuit Identification Feature	With
--------------------------------	------



Packaging Features

Packaging Quantity	100
Packaging Method	Box & Tray, Tray

Product Compliance


For compliance documentation, visit the product page on [TE.com](#)>

EU RoHS Directive 2011/65/EU	Compliant
EU ELV Directive 2000/53/EC	Compliant
China RoHS 2 Directive MIIT Order No 32, 2016	No Restricted Materials Above Threshold
EU REACH Regulation (EC) No. 1907/2006	Current ECHA Candidate List: JUNE 2024 (241) Candidate List Declared Against: JUNE 2024 (241) Does not contain REACH SVHC
Halogen Content	Not Low Halogen - contains Br or Cl > 900 ppm.
Solder Process Capability	Wave solder capable to 265°C

Product Compliance Disclaimer

This information is provided based on reasonable inquiry of our suppliers and represents our current actual knowledge based on the information they provided. This information is subject to change. The part numbers that TE has identified as EU RoHS compliant have a maximum concentration of 0.1% by weight in homogenous materials for lead, hexavalent chromium, mercury, PBB, PBDE, DBP, BBP, DEHP, DIBP, and 0.01% for cadmium, or qualify for an exemption to these limits as defined in the Annexes of Directive 2011/65/EU (RoHS2). Finished electrical and electronic equipment products will be CE marked as required by Directive 2011/65/EU. Components may not be CE marked. Additionally, the part numbers that TE has identified as EU ELV compliant have a maximum concentration of 0.1% by weight in homogenous materials for lead, hexavalent chromium, and mercury, and 0.01% for cadmium, or qualify for an exemption to these limits as defined in the Annexes of Directive 2000/53/EC (ELV). Regarding the REACH Regulation, the information TE provides on SVHC in articles for this part number is based on the latest European Chemicals Agency (ECHA) 'Guidance on requirements for substances in articles' posted at this URL: <https://echa.europa.eu/guidance-documents/guidance-on-reach>

Compatible Parts




TE Part # 2-84533-2  
1.25MM FFC POST PLATED H 22P

Customers Also Bought



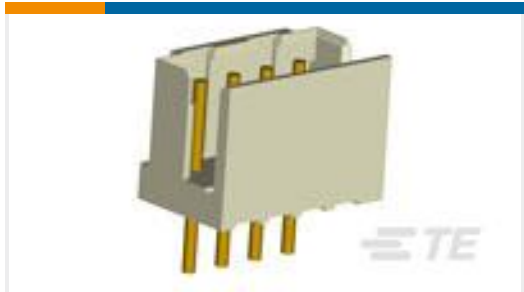
TE Part #5-2176070-6  
3521 2K0 1% 2W



TE Part #640454-3  
03P MTA100 HDR ASSY SQ STR POL



TE Part #3-643815-5  
05P MTA100 CONN ASSY POL RIB



TE Part #292132-2  
CT P/HDR BOX V 2P NAT



TE Part #641832-1  
06P UMNL PIN HDR ASSY V2 NATL



TE Part #171639-1  
MINI U-M-N-L SOCKET L.P



TE Part #5-146257-4  
08 MODII HDR DRST B/A .100CL L



TE Part #5520426-4  
MJ,R/A,8P



TE Part #HUM-A-900-PRO-CAS  
Module HUM-PRO-A 900MHz FHSS  
FM XCVR FCC

Documents

Product Drawings

1.25MM FFC POST PLATED V 22P

English

CAD Files

Customer View Model

ENG\_CVM\_CVM\_2-84534-2\_E.2d\_dxf.zip

English

3D PDF

3D

Customer View Model

ENG\_CVM\_CVM\_2-84534-2\_E.3d\_igs.zip

English

Customer View Model

ENG\_CVM\_CVM\_2-84534-2\_E.3d\_stp.zip

English

By downloading the CAD file I accept and agree to the [Terms and Conditions](#) of use.

Datasheets & Catalog Pages



FPC Connector Family

English

1-1773959-7-FPC-Connectors-CN

English

Product Specifications

Product Specification

English