




Free Height

TE Internal #: 120524-1
PCB Mount Receptacle, Vertical, Board-to-Board, 64 Position, 1 mm
[.039 in] Centerline, Gold, Surface Mount, Black, Tape & Reel, Free
Height
[View on TE.com >](#)

Connectors > PCB Connectors > PCB Headers & Receptacles > Free Height Receptacle Conn: Board-Board, Vertical, 64, 1mm



PCB Connector Assembly Type: **PCB Mount Receptacle**
PCB Mount Orientation: **Vertical**
Connector System: **Board-to-Board**
Number of Positions: **64**
Centerline (Pitch): **1 mm [.039 in]**
[All Free Height Receptacle Conn: Board-Board, Vertical, 64, 1mm \(57\)](#)

Features

Product Type Features

PCB Connector Assembly Type	PCB Mount Receptacle
Connector System	Board-to-Board
Connector & Contact Terminates To	Printed Circuit Board

Configuration Features

Number of Columns	32
Stackable	Yes
PCB Mount Orientation	Vertical
Number of Positions	64
Board-to-Board Configuration	Parallel

Electrical Characteristics

Insulation Resistance	2 MΩ
Operating Voltage	250 VAC



Signal Characteristics

Differential Signaling	Yes
------------------------	-----

Body Features

Primary Product Color	Black
-----------------------	-------

Contact Features

Contact Mating Area Length	2 mm
PCB Contact Termination Area Plating Material Thickness	3.81 μm[150 μin]
Contact Layout	Inline
Mating Tab Width	.63 mm[.024 in]
Mating Tab Thickness	.2 mm[.008 in]
Contact Underplating Material Thickness	1.27 μm[50 μin]
PCB Contact Termination Area Plating Material Finish	Matte
Contact Shape & Form	Single Beam
PCB Contact Termination Area Plating Material	Tin-Lead
Contact Base Material	Phosphor Bronze
Contact Mating Area Plating Material	Gold
	29.9212 μin
Contact Type	Tab
Contact Current Rating (Max)	1 A

Termination Features

Rectangular Termination Post & Tail Thickness	.2 mm[.008 in]
Rectangular Termination Post & Tail Width	.3 mm[.011 in]
Termination Method to PCB	Surface Mount

Mechanical Attachment

PCB Mount Alignment Type	Locating Posts
Mating Retention	Without
PCB Mount Retention Type	None
Mating Alignment	Without
Mating Alignment Type	None
PCB Mount Retention	Without
PCB Mount Alignment	With

Housing Features

--	--



Mating Entry Location	Top
Centerline (Pitch)	1 mm[.039 in]
Housing Material	Matte

Dimensions

Connector Length	34.22 mm[1.347 in]
Connector Height	10.37 mm[.408 in]
Connector Width	3.81 mm[150 in]
Stack Height	14 mm, 15 mm[.591 in]

Usage Conditions

Operating Temperature Range	-55 – 110 °C[-67 – 230 °F]
-----------------------------	----------------------------

Industry Standards

UL Rating	Listed
Compatible With Agency/Standards Products	CSA, UL
Compatible With Approved Standards Products	CSA LR7189, UL E28476
Industry Standard	IEEE 1386
UL Flammability Rating	UL 94V-0

Packaging Features

Packaging Quantity	300
Packaging Method	Tape & Reel

Product Compliance

For compliance documentation, visit the product page on [TE.com](#)>

EU RoHS Directive 2011/65/EU	Not Compliant
EU ELV Directive 2000/53/EC	Compliant with Exemptions
China RoHS 2 Directive MIIT Order No 32, 2016	Restricted Materials Above Threshold
EU REACH Regulation (EC) No. 1907/2006	Current ECHA Candidate List: JUNE 2024 (241) Candidate List Declared Against: JUNE 2024 (241) SVHC > Threshold: Pb (13% in Component Part) Article Safe Usage Statements: Do not eat, drink or smoke when using this product. Wash thoroughly after handling. Recycle if possible and dispose of the article by following all applicable governmental regulations relevant to your geographic location.
Halogen Content	Low Halogen - Br, Cl, F, I < 900 ppm per homogenous material. Also BFR/CFR/PVC Free



Solder Process Capability

Reflow solder capable to 260°C

Product Compliance Disclaimer

This information is provided based on reasonable inquiry of our suppliers and represents our current actual knowledge based on the information they provided. This information is subject to change. The part numbers that TE has identified as EU RoHS compliant have a maximum concentration of 0.1% by weight in homogenous materials for lead, hexavalent chromium, mercury, PBB, PBDE, DBP, BBP, DEHP, DIBP, and 0.01% for cadmium, or qualify for an exemption to these limits as defined in the Annexes of Directive 2011/65/EU (RoHS2). Finished electrical and electronic equipment products will be CE marked as required by Directive 2011/65/EU. Components may not be CE marked. Additionally, the part numbers that TE has identified as EU ELV compliant have a maximum concentration of 0.1% by weight in homogenous materials for lead, hexavalent chromium, and mercury, and 0.01% for cadmium, or qualify for an exemption to these limits as defined in the Annexes of Directive 2000/53/EC (ELV). Regarding the REACH Regulation, the information TE provides on SVHC in articles for this part number is based on the latest European Chemicals Agency (ECHA) ‘Guidance on requirements for substances in articles’ posted at this URL: <https://echa.europa.eu/guidance-documents/guidance-on-reach>

Compatible Parts

TE Part # CAT-314-RCB64
Free Height Receptacle Conn: Board-Board, Vertical, 64, 1mm

TE Part # CAT-314-PCB64
Free Height Plug Connector: Board-Board, Vertical, 64, 1mm

TE Part # 120526-1
1FHP,64,30A/P,S,N,S09,11,14

TE Part # 120534-1
1FHP,64,30A/P,N,C,S10,12,13,15

Also in the Series | Free Height

PCB Headers & Receptacles(752)


Customers Also Bought

TE Part #1-175102-1
AMP CT CRIMP REC CONTACT

TE Part #5-100525-4
CODING DEV INSRT COLOR GREEN

TE Part #2-5767004-2
MICTOR RECEPT ASSY, 38 POS.


TE Part #5-103735-2
03 MTE HDR SRST LATCH .100CL




TE Part #1375795-1
ASSY, 64/40 POS PC104



TE Part #3-1445100-0
MICRO MNL HDR ASSY S/ROW LF



TE Part #5646357-1
2MM HM ASY,T-B,HDR,10R,250,AP



TE Part #443975-5
AMPLIMITE,RCPT ASY,POSTD,109,5



TE Part #L9000246-01
MCX Jack 50 Ohm .062 PCB Edge Mount

Documents

Product Drawings
1FHR,64,30A/P,S,N,S14,15

English

CAD Files
3D PDF

3D

Customer View Model
ENG_CVM_CVM_120524-1_K.2d_dxf.zip

English

Customer View Model
ENG_CVM_CVM_120524-1_K.3d_igs.zip

English

Customer View Model
ENG_CVM_CVM_120524-1_K.3d_stp.zip

English

By downloading the CAD file I accept and agree to the [Terms and Conditions](#) of use.

Product Specifications
Application Specification

English