

Please be informed that the data shown in this PDF document is generated from our online catalog. Please find the complete data in the user documentation. Our general terms of use for downloads are valid.



Panel feed-through, PROFINET, 4-position, shielded, Socket straight M12, coding: D, Front mounting, M20 x 1,5, Push-lock spring connection, knurl material: Brass, nickel-plated, Flat nut included

Your advantages

- Easy and tool-free connection with Push-Lock connection
- Easy assignment of individual conductors with color coding and numerical marking of contact holder levers
- Conveniently connect stranded conductors, thanks to lever
- Reliable and quick connection of electric cables

Commercial data

Item number	1139800
Packing unit	1 pc
Minimum order quantity	1 pc
Sales key	BF33
Product key	BF2CFN
GTIN	4063151222932
Weight per piece (including packing)	30.7 g
Weight per piece (excluding packing)	30.7 g
Customs tariff number	85366990
Country of origin	DE

## Technical data

### Notes

Assembly note	<b>NOTE:</b> Observe the permissible bending radii when routing cables, since the degree of protection may be at risk if the bending forces are too high. Reduce mechanical loads upstream of the connector, e.g., by using cable ties.
Notes on operation	The electrical and mechanical data specified assume that the connector pair is correctly locked and mounted. If the connector is unlocked and if there is a danger of contamination, the connector must be sealed using a protective cap > IP54. Influences arising from litz wires, cables or PCB assembly must also be taken into consideration.
General	This product corresponds to the PROFINET Cabling and Interconnection Technology Guideline for PROFINET regulations, version 2.00, order no: 2.252, Chapter 8.2 Connectors for Outside Environment (Balanced cabling)

### Mounting

Mounting type	Front mounting M20 x 1,5
Thread type	()
Assembly note	The wires can be connected both with ferrules and without ferrules

### Product properties

Product type	Circular connectors (device side)
Sensor type	PROFINET
Number of positions	4
No. of cable outlets	1
Coding	D
Cable outlet	straight

#### Data management status

Article revision	00
------------------	----

#### Insulation characteristics

Overvoltage category	II
Degree of pollution	3

### Dimensions

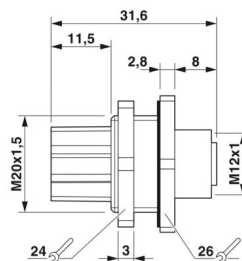
# SACC-E-M12FSD-4PL-M20 PN - Panel feed-through



1139800

<https://www.phoenixcontact.com/us/products/1139800>

Dimensional drawing



Length	19.2 mm
Hole diameter	20.4 mm +0.1 mm

## Housing

Diameter housing	29 mm
------------------	-------

## Material specifications

Material	PA 6 (Actuation lever)
Flammability rating according to UL 94	V0
Seal material	NBR
Contact material	CuSn
Contact surface material	Ni/Au
Contact carrier material	PA 6.6
Material for screw connection	Brass, nickel-plated

## Electrical properties

Rated surge voltage	1.5 kV
Contact resistance	$\leq 5 \text{ m}\Omega$
Insulation resistance	$\geq 100 \text{ M}\Omega$
Nominal voltage $U_N$	48 V AC
	60 V DC
Nominal current $I_N$	4 A (2 A when using $0.14 \text{ mm}^2$ conductors)

## Connection data

### Conductor connection

Connection method	Push-lock spring connection
Contact connection type	Socket
Connection cross section	$0.14 \text{ mm}^2 \dots 0.75 \text{ mm}^2$ (without ferrule)
	$0.08 \text{ mm}^2 \dots 0.5 \text{ mm}^2$ (with ferrule)
	$0.14 \text{ mm}^2 \dots 0.75 \text{ mm}^2$ (solid)
Connection cross section AWG	26 ... 18 (without ferrule)
	28 ... 20 (with ferrule)
Stripping length of the individual wire	7 mm
Tightening torque	0.4 Nm (M12 plug)
	2 Nm (Installation-side)

# SACC-E-M12FSD-4PL-M20 PN - Panel feed-through



1139800

<https://www.phoenixcontact.com/us/products/1139800>

## Mechanical properties

### Mechanical data

Insertion/withdrawal cycles	≥ 100
-----------------------------	-------

## Connector

### Connection 1

Head design	Socket
Head cable outlet	straight
Head thread type	M12
Coding	D

## Cable/line

Signal type/category	PROFINET
Stripping length of the individual wire	7 mm

## Environmental and real-life conditions

### Ambient conditions

Degree of protection	IP67
Ambient temperature (operation)	-40 °C ... 85 °C (Plug / socket)

## Standards and regulations

### M12

Standard designation	M12 connector
Standards/specifications	IEC 61076-2-101

# SACC-E-M12FSD-4PL-M20 PN - Panel feed-through

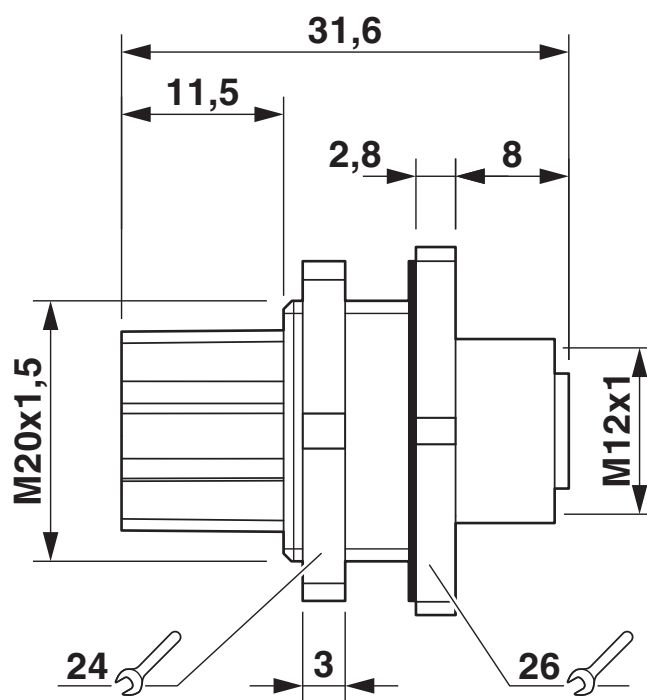
1139800

<https://www.phoenixcontact.com/us/products/1139800>



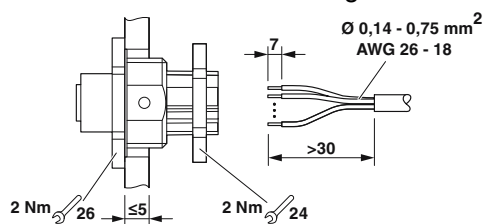
## Drawings

Dimensional drawing



M12 flush-type socket

Functional drawing



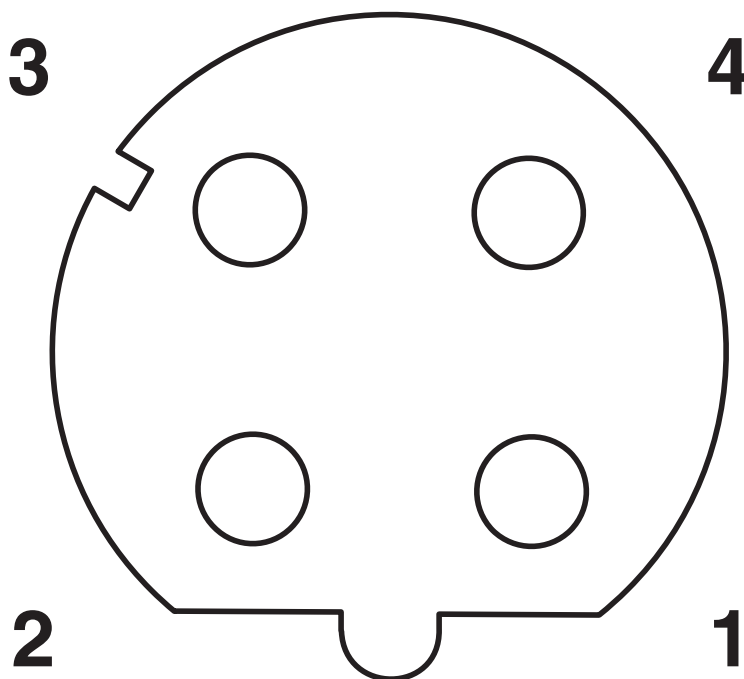
# SACC-E-M12FSD-4PL-M20 PN - Panel feed-through

1139800

<https://www.phoenixcontact.com/us/products/1139800>

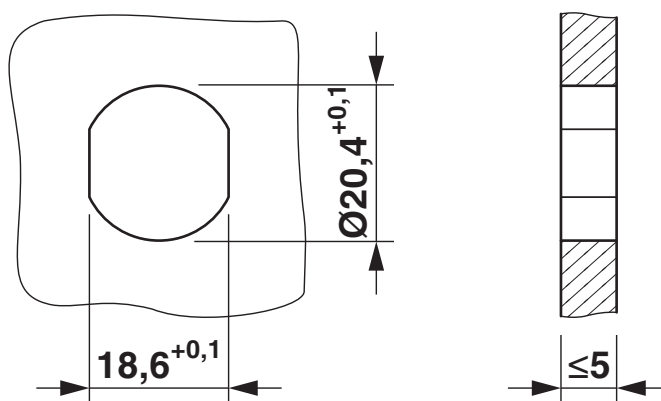


Schematic diagram



Pin assignment M12 socket, 4-pos., D-coded, female side

Drilling plan/solder pad geometry



Housing cutout for M20 fastening thread, mounting panel with thread

# SACC-E-M12FSD-4PL-M20 PN - Panel feed-through




1139800


<https://www.phoenixcontact.com/us/products/1139800>

## Approvals

To download certificates, visit the product detail page: <https://www.phoenixcontact.com/us/products/1139800>



**UL Listed**  
Approval ID: E221474



**cUL Listed**  
Approval ID: E221474

**cULus Listed**

# SACC-E-M12FSD-4PL-M20 PN - Panel feed-through



1139800

<https://www.phoenixcontact.com/us/products/1139800>

## Classifications

### ECLASS

ECLASS-11.0	27440109
ECLASS-12.0	27440109
ECLASS-13.0	27440109

### ETIM

ETIM 9.0	EC003569
----------	----------

### UNSPSC

UNSPSC 21.0	39121400
-------------	----------



Environmental product compliance

EU RoHS	
Fulfills EU RoHS substance requirements	Yes, No exemptions
China RoHS	
Environment friendly use period (EFUP)	EFUP-E
	No hazardous substances above the limits
EU REACH SVHC	
REACH candidate substance (CAS No.)	No substance above 0.1 wt%