

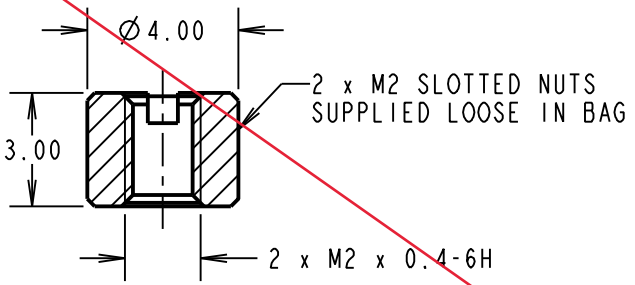
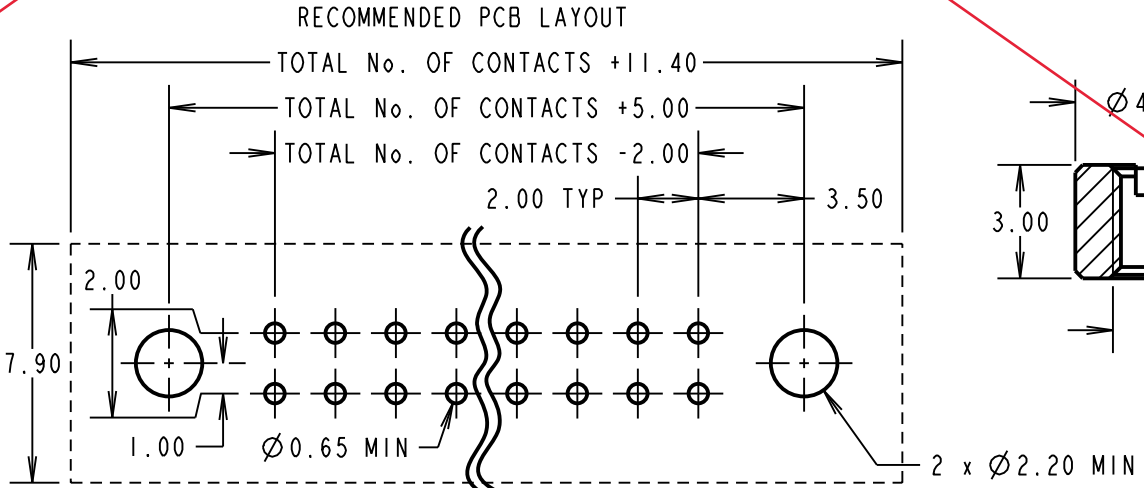
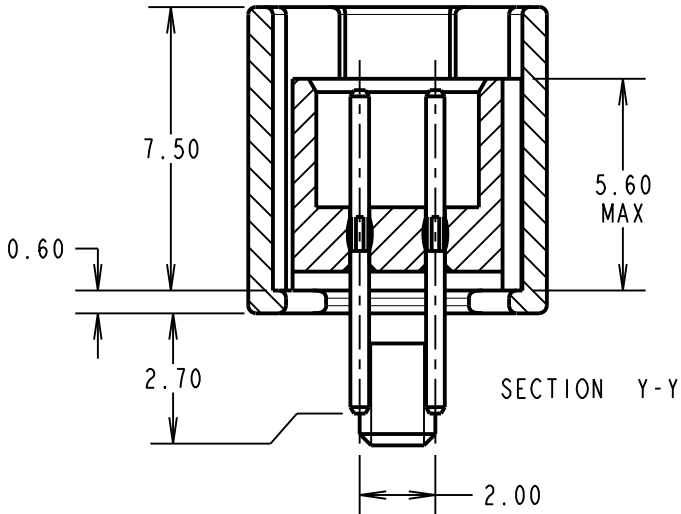
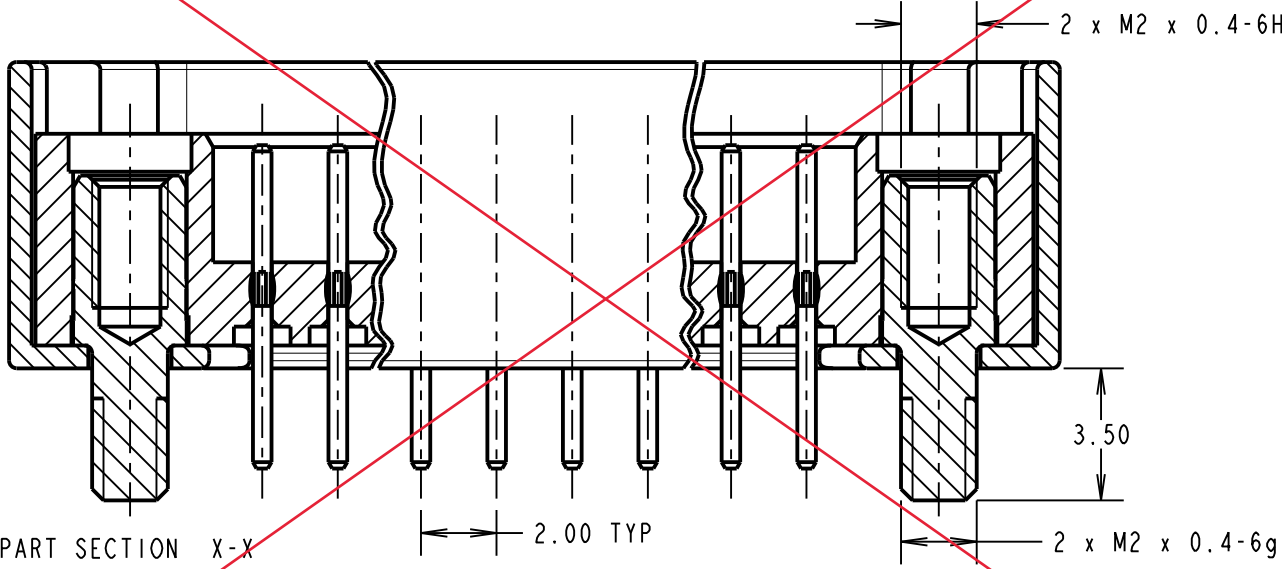
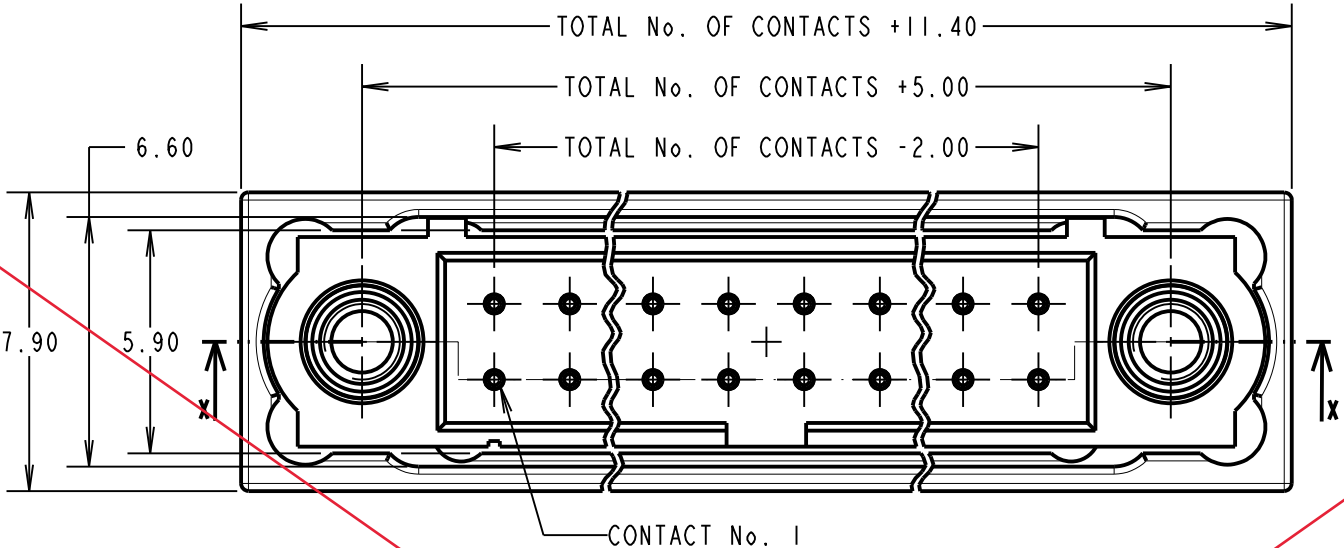
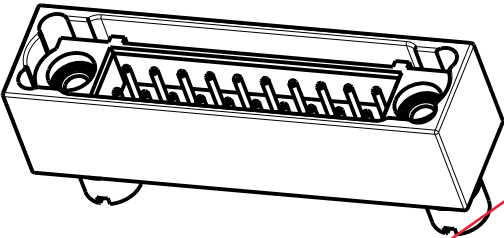
Customer Information Sheet

DRAWING No.: M80-5T1XXXXBI SHEET 2 OF 2 IF IN DOUBT - ASK (C) NOT TO SCALE THIRD ANGLE PROJECTION ALL DIMENSIONS IN mm

SPECIFICATIONS:
MATERIAL:
MOULDING = GLASS-FILLED PPS, UL94V-0, BLACK
CONTACT = PHOSPHOR BRONZE
BOARD/PANEL MOUNTS & NUTS = STAINLESS STEEL
BACKSHELL = ALUMINIUM ALLOY
FINISH:
CONTACTS:
05 = 0.75µ GOLD ALL OVER
22 = 0.75µ GOLD ON CONTACT AREA,
3µ TIN/LEAD ON TAILS
42 = 0.75µ GOLD ON CONTACT AREA,
3µ 100% TIN ON TAILS
BACKSHELL = NICKEL
ELECTRICAL:
RF ATTENUATION = 10kHz to 400MHz @ >30dBs
IN GENERAL ACCORDANCE WITH MIL STD 1377 (1971)
CURRENT RATING AT 25°C = 3.0A MAX
CURRENT RATING AT 85°C = 2.2A MAX
WORKING VOLTAGE = 120V AC/DC
VOLTAGE PROOF = 360V AC/DC
CONTACT RESISTANCE = 25 mΩ MAX
INSULATION RESISTANCE = 100 MΩ MIN
MECHANICAL:
DURABILITY = 500 OPERATIONS
ENVIRONMENTAL:
TEMPERATURE RANGE = -55°C TO +121°C
PACKING:
SEE NOTES
FOR COMPLETE SPECIFICATION, SEE COMPONENT
SPECIFICATION C005XX (LATEST ISSUE) AND C042XX
(LATEST ISSUE)

NOTES:
1. SUPPLIED AS A KIT OF PARTS, CONNECTORS SHOWN
ASSEMBLED FOR INFORMATION PURPOSES ONLY.
2. CONNECTORS WITH JACKSCREWS ASSEMBLED WILL BE
SUPPLIED IN TUBES, SLOTTED NUTS WILL BE SUPPLIED
LOOSE IN A BAG, BACKSHELLS WILL BE INDIVIDUALLY
BAGGED. KITS WILL BE BULK PACKED INTO BOXES.

ASSEMBLED CONNECTOR
SHOWN FOR ILLUSTRATION
PURPOSES ONLY



SB	4	15.03.11	11172
NAME	ISS.	DATE	C/NOTE
APPROVED: S.BENNETT			
CHECKED: S.FLOWER			
DRAWN: S.FLOWER			
CUSTOMER REF.:			
ASSEMBLY DRG:			

EXAMPLE ORDER CODE: CONNECTOR WITH 20 CONTACTS,
GOLD ON CONTACT AREA AND 100% TIN ON TAIL, 2.7mm PC TAIL
M80-5T12042BI

HARWIN USA
TEL: 603 893 5376
FAX: 603 893 5396
mis@harwin.com

HARWIN Europe (UK)
TEL: 023 9231 4545
FAX: 023 9231 4590
mis@harwin.co.uk

HARWIN Asia
TEL: +65 6 779 4909
FAX: +65 6 779 3868
mis@harwin.com.sg

THIS DRAWING AND ANY
INFORMATION OR DESCRIPTIVE
MATTER SET OUT HEREON ARE
CONFIDENTIAL AND COPYRIGHT
PROPERTY OF THE HARWIN
GROUP AND MUST NOT BE
DISCLOSED, LOANED, COPIED
OR USED FOR MANUFACTURING,
TENDERING OR FOR ANY
OTHER PURPOSE WITHOUT
THEIR WRITTEN PERMISSION.

TOLERANCES
X. = ±1mm
X.X = ±0.25mm
X.XX = ±0.10mm
X.XXX = ±0.01mm
ANGLES = ±5°
UNLESS STATED

MATERIAL:
SEE ABOVE
FINISH: SEE ABOVE
S/AREA: mm²

TITLE: DATAMATE J-TEK DIL
VERTICAL 2.7mm PC-TAIL MALE
ASSY WITH METAL BACKSHELL
DRAWING NUMBER:
M80-5T1XXXXBI

SHT
2 OF 2

Mouser Electronics

Authorized Distributor

Click to View Pricing, Inventory, Delivery & Lifecycle Information:

Harwin:

[M80-5T10605B1](#) [M80-5T11005B1](#) [M80-5T11405B1](#) [M80-5T12005B1](#) [M80-5T12605B1](#) [M80-5T10622B1](#) [M80-5T10642B1](#) [M80-5T11022B1](#) [M80-5T11042B1](#) [M80-5T11422B1](#) [M80-5T11442B1](#) [M80-5T12022B1](#) [M80-5T12042B1](#) [M80-5T12622B1](#) [M80-5T12642B1](#)