




Connectors > RF Connectors > Coax Connectors



RF Interface: **SMA**

RF Connector Style: **Jack**

RF Connector Coupling Mechanism: **Screw**

Connector System: **Cable-to-Cable**

Number of Positions: **1**

Features

Product Type Features

RF Interface	SMA
RF Connector Style	Jack
Connector System	Cable-to-Cable
Sealable	No
Connector & Contact Terminates To	Wire & Cable

Configuration Features

PCB Mount Orientation	Vertical
Number of Positions	1
Number of Coaxial Contacts	1

Body Features

Body Underplating Material	Nickel
Cable Connector Orientation	Straight
Body Material	Brass
Body Material Finish	Plated



Body Plating Material	Gold
-----------------------	------

Contact Features

RF Connector Center Contact Underplating Material	Nickel
RF Connector Center Contact Plating Material	Gold
RF Connector Center Contact Material	Beryllium Copper

Termination Features

Termination Method to PCB	Surface Mount
Termination Method to Wire & Cable	Crimp

Mechanical Attachment

RF Connector Coupling Mechanism	Screw
Connector Mounting Type	Panel Mount
RF Contact Captivation Method	Mechanical
Detent	Without

Other

Dielectric Material	PTFE
---------------------	------

Product Compliance

For compliance documentation, visit the product page on TE.com>

EU RoHS Directive 2011/65/EU	Compliant with Exemptions
EU ELV Directive 2000/53/EC	Compliant with Exemptions
China RoHS 2 Directive MIIT Order No 32, 2016	Restricted Materials Above Threshold
EU REACH Regulation (EC) No. 1907/2006	Current ECHA Candidate List: JUNE 2024 (241) Candidate List Declared Against: JUL 2021 (219) SVHC > Threshold: Pb (3.7% in COMPONENT PART) Article Safe Usage Statements: Do not eat, drink or smoke when using this product. Wash thoroughly after handling. Recycle if possible and dispose of the article by following all applicable governmental regulations relevant to your geographic location.
Halogen Content	Low Halogen - Br, Cl, F, I < 900 ppm per homogenous material. Also BFR/CFR/PVC Free
Solder Process Capability	Reflow solder capable to 245°C













Product Compliance Disclaimer

This information is provided based on reasonable inquiry of our suppliers and represents our current actual knowledge based on the information they provided. This information is subject to change. The part numbers that TE has identified as







EU RoHS compliant have a maximum concentration of 0.1% by weight in homogenous materials for lead, hexavalent chromium, mercury, PBB, PBDE, DBP, BBP, DEHP, DIBP, and 0.01% for cadmium, or qualify for an exemption to these limits as defined in the Annexes of Directive 2011/65/EU (RoHS2). Finished electrical and electronic equipment products will be CE marked as required by Directive 2011/65/EU. Components may not be CE marked. Additionally, the part numbers that TE has identified as EU ELV compliant have a maximum concentration of 0.1% by weight in homogenous materials for lead, hexavalent chromium, and mercury, and 0.01% for cadmium, or qualify for an exemption to these limits as defined in the Annexes of Directive 2000/53/EC (ELV). Regarding the REACH Regulation, the information TE provides on SVHC in articles for this part number is based on the latest European Chemicals Agency (ECHA) ‘Guidance on requirements for substances in articles’ posted at this URL: <https://echa.europa.eu/guidance-documents/guidance-on-reach>

Compatible Parts

 <p>TE Part # 1-2480661-0 SMA M to SMA M Str Hand Formable. 086 24"</p>	 <p>TE Part # 2480656-1 SMA M to SMA F Str Bulkhead RG174 12"</p>	 <p>TE Part # 2480656-2 SMA M to SMA F Str Bulkhead RG174 19.7"</p>	 <p>TE Part # 2480661-1 SMA M to SMA M Str Hand Formable. 086 3"</p>
 <p>TE Part # 2480661-2 SMA M to SMA M Str Hand Formable. 086 4"</p>	 <p>TE Part # 2480661-3 SMA M to SMA M Str Hand Formable. 086 5"</p>	 <p>TE Part # 2480661-4 SMA M to SMA M Str Hand Formable. 086 6"</p>	 <p>TE Part # 2480661-5 SMA M to SMA M Str Hand Formable. 086 7"</p>
 <p>TE Part # 2480661-6 SMA M to SMA M Str Hand Formable. 086 8"</p>	 <p>TE Part # 2480661-7 SMA M to SMA M Str Hand Formable. 086 10"</p>	 <p>TE Part # 2480661-8 SMA M to SMA M Str Hand Formable. 086 12"</p>	 <p>TE Part # 2480661-9 SMA M to SMA M Str Hand Formable. 086 18"</p>

Also in the Series | AMP SMA

 <p>Battery Holders(1)</p>	 <p>Coax Connectors(71)</p>	 <p>Connector Adapters & Connector Savers(8)</p>	 <p>Connector Caps & Covers(3)</p>
---	--	---	---



Connector Hardware(2)



Connector Strain Relief(1)



RF Cable Assemblies(2)

Customers Also Bought



TE Part #413631-1
JACK,RTANG, PCB,50 OHM, BNC



TE Part #329636
TERMINAL,PIDG R 24-20 2




TE Part #1-1879456-0
TE 2000W 5R6 5% Bracket




TE Part #323127
SOLIS SPD 22-16COMM 22-18MIL 6



TE Part #5-146258-5
10 MODII HDR DRST B/A .100CL




TE Part #5104338-4
A/L LOW PRO HDR 20P VERT HT



TE Part #5104338-7
A/L LOW PRO HDR 34P VERT HT



TE Part #323096
SOLIS R 22-16 COMM 22-18 MIL 4



TE Part #6-103168-5
34 MODII HDR DRST SHRD .100CL



TE Part #3-644695-5
05P MTA100 STR HDR RETENTIVE

Documents

Product Drawings
SMA Jack S/T RF CONN, PIP
English

CAD Files
3D PDF
3D
Customer View Model
ENG_CVM_CVM_2081156-1_A.2d_dxf.zip

2081156-1

SMA RF Interface, Jack, Screw, Cable-to-Cable, 1 Position, Wire & Cable, Panel Mount, Crimp, Straight, Brass, Plated, Gold, Mechanical, Gold, AMP SMA



English

Customer View Model

[ENG_CVM_CVM_2081156-1_A.3d_igs.zip](#)

English

Customer View Model

[ENG_CVM_CVM_2081156-1_A.3d_stp.zip](#)

English

By downloading the CAD file I accept and agree to the [Terms and Conditions](#) of use.

Datasheets & Catalog Pages

[SMA Connectors](#)

English

Product Specifications

[Product Specification](#)

English