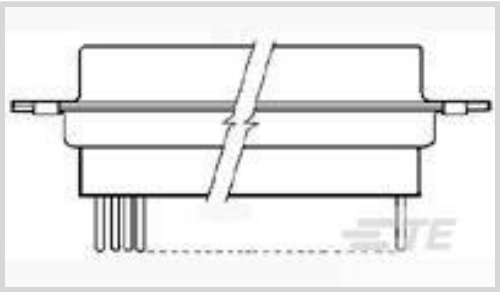




Connectors > D-Shaped Connectors > D-Sub Connectors > Box Mount D-Sub Connectors



Connector & Housing Type: **Plug**  
Termination Post & Tail Diameter: **.64 mm [ .025 in ]**  
Connector System: **Cable-to-Board**  
Number of Positions: **15**  
Power/Signal/Coax Combination: **No**

Features

Product Type Features

Connector & Housing Type	Plug
Connector System	Cable-to-Board
Connector Shell Size	1
Sealable	No
Connector & Contact Terminates To	Printed Circuit Board

Configuration Features

PCB Mount Orientation	Vertical
Number of Positions	15
Power/Signal/Coax Combination	No

Body Features

Rear Shell Material	Steel
Rear Shell Plating Material	Cadmium
Front Shell Plating Material	Cadmium
Mating Retention Feature Material	Stainless Steel
Front Shell Material	Steel

Contact Features

Contact Options	Installed
Contact Mating Area Plating Material	Gold



Contact Underplating Material	Nickel
Contact Base Material	Copper Alloy
Contact Type	Pin
Contact Size	Size 22
Contact Current Rating (Max)	3 A

Termination Features

Termination Post & Tail Length	6.99 mm[.275 in]
Termination Method to PCB	Through Hole - Solder
Termination Post & Tail Diameter	.64 mm[.025 in]

Mechanical Attachment

Mounting Hole Diameter	3.05 mm[.12 in]
Connector Mounting Type	Board Mount
Mating Alignment	Without

Housing Features

Centerline (Pitch)	2.29 mm[.09 in]
--------------------	-----------------

Usage Conditions

Operating Temperature Range	-55 – 125 °C[-67 – 257 °F]
-----------------------------	----------------------------

Operation/Application

Circuit Application	Signal
---------------------	--------

Packaging Features

Packaging Method	Package
------------------	---------

Product Compliance

For compliance documentation, visit the product page on [TE.com](#)>

EU RoHS Directive 2011/65/EU	Not Compliant
EU ELV Directive 2000/53/EC	Not Compliant
China RoHS 2 Directive MIIT Order No 32, 2016	Restricted Materials Above Threshold
EU REACH Regulation (EC) No. 1907/2006	Current ECHA Candidate List: JUNE 2024 (241) Candidate List Declared Against: JUNE 2024 (241) SVHC > Threshold: Cd (100% in Component Part) Pb (1.2% in Component Part) <small>Article Safe Usage Statements:</small>



Use personal protective equipment as required. Do not eat, drink or smoke when using this product. Wash thoroughly after handling. Recycle if possible and dispose of the article by following all applicable governmental regulations relevant to your geographic location.

Halogen Content	Not Low Halogen - contains Br or Cl > 900 ppm.
Solder Process Capability	Wave solder capable to 265°C

Product Compliance Disclaimer

This information is provided based on reasonable inquiry of our suppliers and represents our current actual knowledge based on the information they provided. This information is subject to change. The part numbers that TE has identified as EU RoHS compliant have a maximum concentration of 0.1% by weight in homogenous materials for lead, hexavalent chromium, mercury, PBB, PBDE, DBP, BBP, DEHP, DIBP, and 0.01% for cadmium, or qualify for an exemption to these limits as defined in the Annexes of Directive 2011/65/EU (RoHS2). Finished electrical and electronic equipment products will be CE marked as required by Directive 2011/65/EU. Components may not be CE marked. Additionally, the part numbers that TE has identified as EU ELV compliant have a maximum concentration of 0.1% by weight in homogenous materials for lead, hexavalent chromium, and mercury, and 0.01% for cadmium, or qualify for an exemption to these limits as defined in the Annexes of Directive 2000/53/EC (ELV). Regarding the REACH Regulation, the information TE provides on SVHC in articles for this part number is based on the latest European Chemicals Agency (ECHA) 'Guidance on requirements for substances in articles' posted at this URL: <https://echa.europa.eu/guidance-documents/guidance-on-reach>

Compatible Parts



TE Part # 204370-2  
PIN CONTACT,Sz22D,22-28 AWG



TE Part # 91067-1  
INSERTION/EXTRACTION TOOL

Customers Also Bought



TE Part #5787686-1  
37 PLUG SP/FMS (RET SL)




TE Part #2102092-2  
Fortis Zd 2Pr 10Col Vert End Mod Assy




TE Part #3-100526-2  
Z-PACK F.CODING KEY




TE Part #3-794632-4  
04P MICRO MNL ASSY,VRT,HDR,LF



TE Part #1757823-4  
AMPLIMITE,ASY,PLUG,STD,90,ZN,4



TE Part #1-2176379-5  
RQ 0805 150R 0.1% 10PPM 5K RL



TE Part #1-2176072-2  
CPF 0201 64R9 0.5% 25PPM 1K RL



TE Part #9-1393159-5  
40G432=INSUL,SKT TRACK MTG,R10

Documents

Product Drawings

PLUG ASSY,15 POSN,AMPLIMITE

English

CAD Files

3D PDF

3D

Customer View Model

ENG\_CVM\_CVM\_208866-1\_R.2d\_dxf.zip

English

Customer View Model

ENG\_CVM\_CVM\_208866-1\_R.3d\_igs.zip

English

Customer View Model

ENG\_CVM\_CVM\_208866-1\_R.3d\_stp.zip

English

By downloading the CAD file I accept and agree to the Terms and Conditions of use.