Downloaded from Arrow.com.

SIGN	DATE	DESCRIPTION	APPROVER
⊕	2011.09.21	Temperature changed from 105C to 115C	Li
		THIS IS CAD DRAWING, DO NOT REVISE MANUALLY!!!	

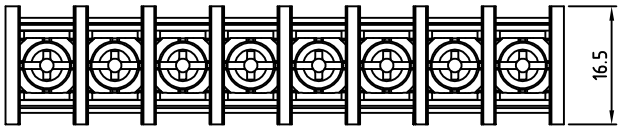

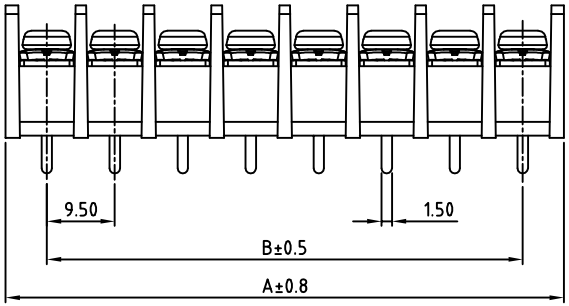

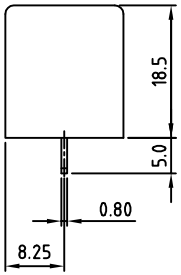

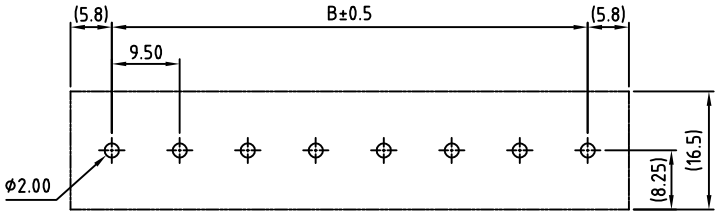

PCB Layout

Pole	2	3	4	5	6	7	8	9	10	11	12	13	14	15
A	21.00	30.50	40.00	49.50	59.00	68.50	78.00	87.50	97.00	106.60	116.00	125.50	135.00	144.50
B	9.50	19.00	28.50	38.00	47.50	57.00	66.50	76.00	85.50	95.00	104.50	114.00	123.50	133.00

Pole	16	17	18	19	20	21	22	23	24	25	26	27	28	29	30
A	154.00	164.50	173.00	182.50	192.00	201.50	211.00	220.50	230.00	240.50	249.00	259.50	268.00	277.50	287.00
B	142.50	152.00	161.50	171.00	180.50	190.00	199.50	209.00	218.50	228.00	237.50	247.00	256.50	266.00	275.50

MATERIALS

ELECTRICAL

VOLTAGE & CURRENT:	300V, 30A
WITHSTANDING VOLTAGE:	AC 2000 V/Min
INSULATION RESISTANCE:	1000 MΩ OR MORE AT DC 500 V
⊕ TEMPERATURE RANGE:	-40 °C ~ +115 °C
SCREW TORQUE VALUE:	8.8 Lb-In.
WIRE RANGE:	22 - 10 (str/sol) AWG
1) MOLDED PARTS:	POLYMIDE 66, UL 94 V-0 BLACK
2) TERMINAL:	BRASS, 0.8t, Tin PLATED
3) TERMINAL SCREWS:	STEEL, Ni PLATED, M3.5

● Safety Approval: c us

RoHS Compliant

PART NUMBER:

OSTYK511XX030

No. of Poles
02: 2 Poles
03: 3 Poles
04: 4 Poles
⋮
30: 30 Poles

THESE DRAWINGS AND SPECIFICATIONS ARE THE PROPERTY OF ON-SHORE TECHNOLOGY, INC. AND SHALL NOT BE REPRODUCED, COPIED OR USED IN ANY MANNER WITHOUT THE PRIOR WRITTEN CONSENT OF ON-SHORE TECHNOLOGY, INC.

ON-SHORE TECHNOLOGY, INC.

TITLE	OSTYK-511 w/o flange series				
PART NO.	OSTYK511XX030			DWG NO.	OSTYK511XX030.DWG
APPROVED	CHECKED	DESIGNED	DRAWN	CUST NO.	
Shi Jun 2006.11.07	Seamus 2006.11.06	Steady 2006.10.21	Steady 2006.10.21	UNIT: mm SCALE: NONE SHEET: 01/01 REV.: E	

Tolerance	
X.	±0.50
X.X	±0.30
X.XX	±0.10
X°	±1°