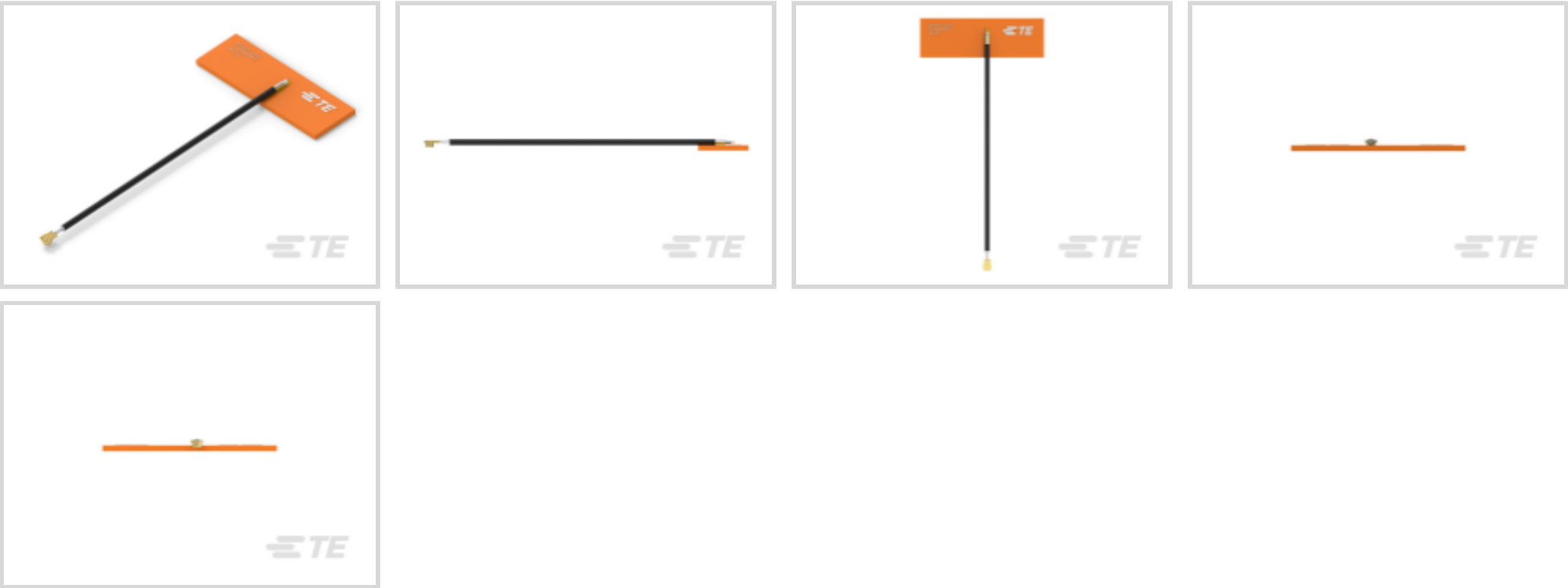




Antennas



Wireless Application: **Bluetooth, Wi-Fi, Zigbee**

Mounting Location: **Internal/Embedded**

Mounting Type: **Adhesive**

Frequency Category: **2400 – 5950**

Antenna Type: **PCB**

Features

Product Type Features

Antenna Termination	MHF4
Antenna Product Type	Antenna

Configuration Features

Antenna Style	PCB
Mounting Location	Internal/Embedded
Antenna Type	PCB
Band Type	Dual Band
Port Configuration	Single Port

Electrical Characteristics

Antenna Operation	Passive
VSWR (Max)	< 2.0:1
Impedance	50 Ω

Signal Characteristics

Gain (Max)	5 dB
Frequency Band	2400 – 2500 MHz, 5150 – 5875 MHz



Frequency Category	2400 – 5950
--------------------	-------------

Peak Gain	3 < 6 dBi
-----------	-----------

Body Features

Product Weight	1.2 g[.042 oz]
----------------	----------------

Mechanical Attachment

Polarization	Linear
--------------	--------

Mounting Type	Adhesive
---------------	----------

Dimensions

Cable Insulation Diameter (Max)	.7 mm[.028 in]
---------------------------------	----------------

Cable Length	.2 m[.66 ft]
--------------	--------------

Product Diameter	1.13 mm[.044 in]
------------------	------------------

Product Width	9.5 mm[.374 in]
---------------	-----------------

Product Length	30 mm[1.181 in]
----------------	-----------------

Product Height	1 mm[.039 in]
----------------	---------------

Operation/Application

Wireless Standard	802.11 a/b/g/n/ac/ad, Bluetooth, ZigBee & Wi-Fi
-------------------	---

Directionality	Omnidirectional
----------------	-----------------

Industry Standards

Wireless Application	Bluetooth, Wi-Fi, Zigbee
----------------------	--------------------------

Primary Application	Wi-Fi
---------------------	-------

Product Availability

Applicable Region	Global
-------------------	--------

Packaging Features

Packaging Method	Bag & Box
------------------	-----------

Other

Precision Level	Standard
-----------------	----------

Product Compliance

For compliance documentation, visit the product page on TE.com>

EU RoHS Directive 2011/65/EU	Compliant
------------------------------	-----------

EU ELV Directive 2000/53/EC	Compliant
-----------------------------	-----------



China RoHS 2 Directive MIIT Order No 32, 2016	No Restricted Materials Above Threshold
EU REACH Regulation (EC) No. 1907/2006	Current ECHA Candidate List: JUNE 2024 (241) Candidate List Declared Against: JUNE 2024 (241) Does not contain REACH SVHC
Halogen Content	Low Bromine/Chlorine - Br and Cl < 900 ppm per homogenous material. Also BFR /CFR/PVC Free
Solder Process Capability	Not applicable for solder process capability

Product Compliance Disclaimer


This information is provided based on reasonable inquiry of our suppliers and represents our current actual knowledge based on the information they provided. This information is subject to change. The part numbers that TE has identified as EU RoHS compliant have a maximum concentration of 0.1% by weight in homogenous materials for lead, hexavalent chromium, mercury, PBB, PBDE, DBP, BBP, DEHP, DIBP, and 0.01% for cadmium, or qualify for an exemption to these limits as defined in the Annexes of Directive 2011/65/EU (RoHS2). Finished electrical and electronic equipment products will be CE marked as required by Directive 2011/65/EU. Components may not be CE marked. Additionally, the part numbers that TE has identified as EU ELV compliant have a maximum concentration of 0.1% by weight in homogenous materials for lead, hexavalent chromium, and mercury, and 0.01% for cadmium, or qualify for an exemption to these limits as defined in the Annexes of Directive 2000/53/EC (ELV). Regarding the REACH Regulation, the information TE provides on SVHC in articles for this part number is based on the latest European Chemicals Agency (ECHA) 'Guidance on requirements for substances in articles' posted at this URL: <https://echa.europa.eu/guidance-documents/guidance-on-reach>

Compatible Parts




TE Part # 2334884-1
UMCC Micro-Coax receptacle, Gen 4

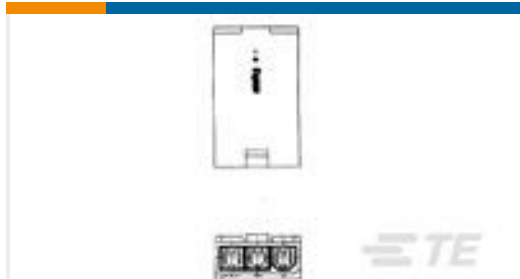
Customers Also Bought




TE Part #6609105-3
PS0S0SBX0=C1094



TE Part #T4073014041-001
M8.FMLE.PNLFRONT.4POS.STR WIRE



TE Part #1586105-3
3P RCPT VAL-U-LOK SR V2



TE Part #170466-1
187 FASTON,REC.,18-14 AWG,TPBR



TE Part #2029054-3
3P VAL-U-LOK SR HDR SN V2 W/DH

TE Part #4-2176337-9
CRGCQ 0402 100K 1%

TE Part #2-2176338-6
CRGCQ 0402 15K 5%

TE Part #1-2176326-5
CRGP 0603 150R 1%

TE Part #66594-1
TYPE VI SKT CONT,MULTIMATE

TE Part #66593-1
TYPE VI PIN CONT,M-MATE,LP

Documents

CAD Files

3D PDF

3D

Customer View Model

ENG_CVM_CVM_2344654-8_B.2d_dxf.zip

English

Customer View Model

ENG_CVM_CVM_2344654-8_B.3d_igs.zip

English

Customer View Model

ENG_CVM_CVM_2344654-8_B.3d_stp.zip

English

By downloading the CAD file I accept and agree to the [Terms and Conditions](#) of use.

Datasheets & Catalog Pages

Datasheet 2344654-X

English

Product Specifications

Product Specification

English