

Contact insert - HC-B 10-EBUQ-2,5-OLOGO - 1605574

Please be informed that the data shown in this PDF Document is generated from our Online Catalog. Please find the complete data in the user's documentation. Our General Terms of Use for Downloads are valid (<http://phoenixcontact.com/download>)



Female insert, 10-pos., QUICKON connection, marking 1-x


Product Description

Contact insert

With QUICKON connection technology, the wires are connected with just a turn of the screwdriver. The wires do not have to be stripped first. This reduces connection time by at least 60%.

RoHS

Key Commercial Data

Packing unit	10 pc
Minimum order quantity	10 pc
GTIN	 4 017918 940775
GTIN	4017918940775

Technical data

General

Note	Connectors may be operated only when there is no load/voltage.
Connection technology	QUICKON connection
Connection method	QUICKON connection
Degree of pollution	3
Overvoltage category	III
Insertion/withdrawal cycles	≥ 500
Size	B
Conductor cross section flexible min.	1 mm ²
Conductor cross section flexible max.	2.5 mm ²
Conductor cross section AWG min.	17
Conductor cross section AWG max.	13
Conductor cross section	0.34 mm ² ... 2.5 mm ² (Litz wire structure VDE 0295, Class 1 - 5/litz wire diameter ≥ 0.2 mm)

Contact insert - HC-B 10-EBUQ-2,5-OLOGO - 1605574

Technical data

General

Connection cross section AWG	22 ... 14
Wire diameter including insulation	1 mm ... 3.5 mm
Frequency of connections between conductors of the same cross section	10
Assembly instructions	To ensure correct use, installation in housing with IP54 protection or better is required
Connection	For housings of type B10. Connectors may only be actuated when there is no load/voltage.

Ambient conditions

Ambient temperature (operation)	-40 °C ... 125 °C
---------------------------------	-------------------

Electrical characteristics

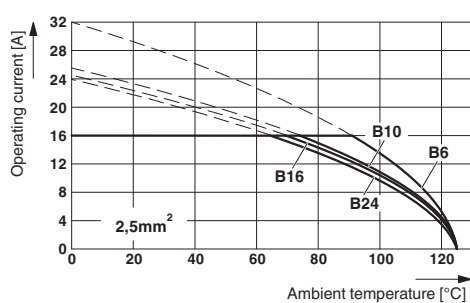
Rated voltage (III/3)	500 V
Rated surge voltage	6 kV
	6 kV
Rated current	16 A
	16 A

Standards and Regulations

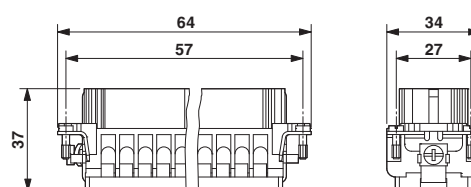
Flammability rating according to UL 94	V0
--	----

Drawings

Diagram



Dimensional drawing

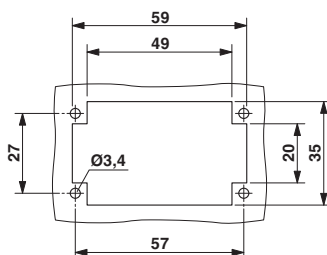


Female insert

The figure shows the derating diagram of various series B contact inserts (B6 to B24), conductor cross section 2.5 mm²

Contact insert - HC-B 10-EBUQ-2,5-OLOGO - 1605574

Dimensional drawing



Mounting cutout when used without housing

Approvals

Approvals

Approvals

EAC

Ex Approvals

Approval details

EAC



RU C-
DE.AI30.B.01102

Phoenix Contact 2018 © - all rights reserved
<http://www.phoenixcontact.com>

PHOENIX CONTACT GmbH & Co. KG
Flachsmarktstr. 8
32825 Blomberg
Germany
Tel. +49 5235 300
Fax +49 5235 3 41200
<http://www.phoenixcontact.com>

Mouser Electronics

Authorized Distributor

Click to View Pricing, Inventory, Delivery & Lifecycle Information:

Phoenix Contact:

1605574