



Connectors > Rectangular Connectors > Standard Rectangular Connectors



Connector Product Type: **Connector Assembly**

Connector & Housing Type: **Receptacle**

Mating Alignment: **With**

Mating Alignment Type: **Polarization**

Mating Retention: **With**

Features

Product Type Features

Compatible With Discrete Wire Type	Stranded
Connector Product Type	Connector Assembly
Connector & Housing Type	Receptacle
Connector System	Wire-to-Board
Sealable	No
Connector & Contact Terminates To	Wire & Cable

Configuration Features

Number of Cavities	3
Contacts Preloaded	Yes
Number of Positions	3
Number of Rows	1

Electrical Characteristics

Operating Voltage	380 VAC
-------------------	---------

Contact Features



Contact Layout	Inline
Contact Type	Receptacle
Wire Contact Termination Area Plating Material	Tin
Contact Mating Area Plating Material	Tin
Contact Retention Within Housing	With
Contact Current Rating (Max)	16 A

Termination Features

Termination Method to Wire & Cable	Insulation Displacement (IDC)
------------------------------------	-------------------------------

Mechanical Attachment

Mating Alignment	With
Mating Alignment Type	Polarization
Mating Retention	With
Mating Retention Type	Locking Latch
Connector Mounting Type	Cable Mount (Free-Hanging)

Housing Features

Housing Material	PA 6.6
Housing Color	Violet
Centerline (Pitch)	5 mm[.197 in]

Dimensions

Connector Height	24.5 mm[.964 in]
Product Width	14 mm[.55 in]
Product Length	14.9 mm[.59 in]
Wire Size	.5 – 1.5 mm ²

Usage Conditions

Operating Temperature Range	-25 – 105 °C[-13 – 221 °F]
-----------------------------	----------------------------

Operation/Application

Shielded	No
Circuit Application	Power

Industry Standards

UL Rating	Recognized
Compatible With Agency/Standards Products	UL, VDE
Compatible With Approved Standards Products	UL E28476



UL Flammability Rating	UL 94V-2
------------------------	----------

Packaging Features

Packaging Method	Tray
------------------	------

Product Compliance


For compliance documentation, visit the product page on TE.com>

EU RoHS Directive 2011/65/EU	Compliant
EU ELV Directive 2000/53/EC	Compliant
China RoHS 2 Directive MIIT Order No 32, 2016	No Restricted Materials Above Threshold
EU REACH Regulation (EC) No. 1907/2006	Current ECHA Candidate List: JUNE 2024 (241) Candidate List Declared Against: JUNE 2024 (241) Does not contain REACH SVHC
Halogen Content	Not Low Halogen - contains Br or Cl > 900 ppm.
Solder Process Capability	Not applicable for solder process capability


Product Compliance Disclaimer

This information is provided based on reasonable inquiry of our suppliers and represents our current actual knowledge based on the information they provided. This information is subject to change. The part numbers that TE has identified as EU RoHS compliant have a maximum concentration of 0.1% by weight in homogenous materials for lead, hexavalent chromium, mercury, PBB, PBDE, DBP, BBP, DEHP, DIBP, and 0.01% for cadmium, or qualify for an exemption to these limits as defined in the Annexes of Directive 2011/65/EU (RoHS2). Finished electrical and electronic equipment products will be CE marked as required by Directive 2011/65/EU. Components may not be CE marked. Additionally, the part numbers that TE has identified as EU ELV compliant have a maximum concentration of 0.1% by weight in homogenous materials for lead, hexavalent chromium, and mercury, and 0.01% for cadmium, or qualify for an exemption to these limits as defined in the Annexes of Directive 2000/53/EC (ELV). Regarding the REACH Regulation, the information TE provides on SVHC in articles for this part number is based on the latest European Chemicals Agency (ECHA) 'Guidance on requirements for substances in articles' posted at this URL: <https://echa.europa.eu/guidance-documents/guidance-on-reach>


Compatible Parts




TE Part # 1-282003-1
MONO-SHAPE TAB CONN 3P. ASSY



TE Part # 1-282003-2
AMP MONO-SHAPE TAB CONN 3P. GL



TE Part # 293143-1
AMP MONO-SHAPE TAB CONN 7P. LIF UP 10A



TE Part # 1-282003-3
AMP MONO-SHAPE TAB CONN 3P. GL



TE Part # 1-282003-7
AMP MONO-SHAPE TAB CONN

TE Part # 1-282006-2
AMP MONO-SHAPE TAB CONN 6P. G

TE Part # 1-293491-3
AMP MONO-SHAPE TAB CONN assy 3

TE Part # 293491-3
AMP MONO-SHAPE TAB CONN assy

Also in the Series | RAST 5 IDC Connectors

Automotive Terminals(8)

Connector Contacts(14)

Crimp Terminal Housings(39)

Insertion & Extraction Tools(1)

PCB Headers & Receptacles(417)

Rectangular Connector Housings(1)

Standard Edge Connectors(32)

Standard Rectangular Connectors(63)

Wire-to-Board Connector Assemblies & Housings(202)

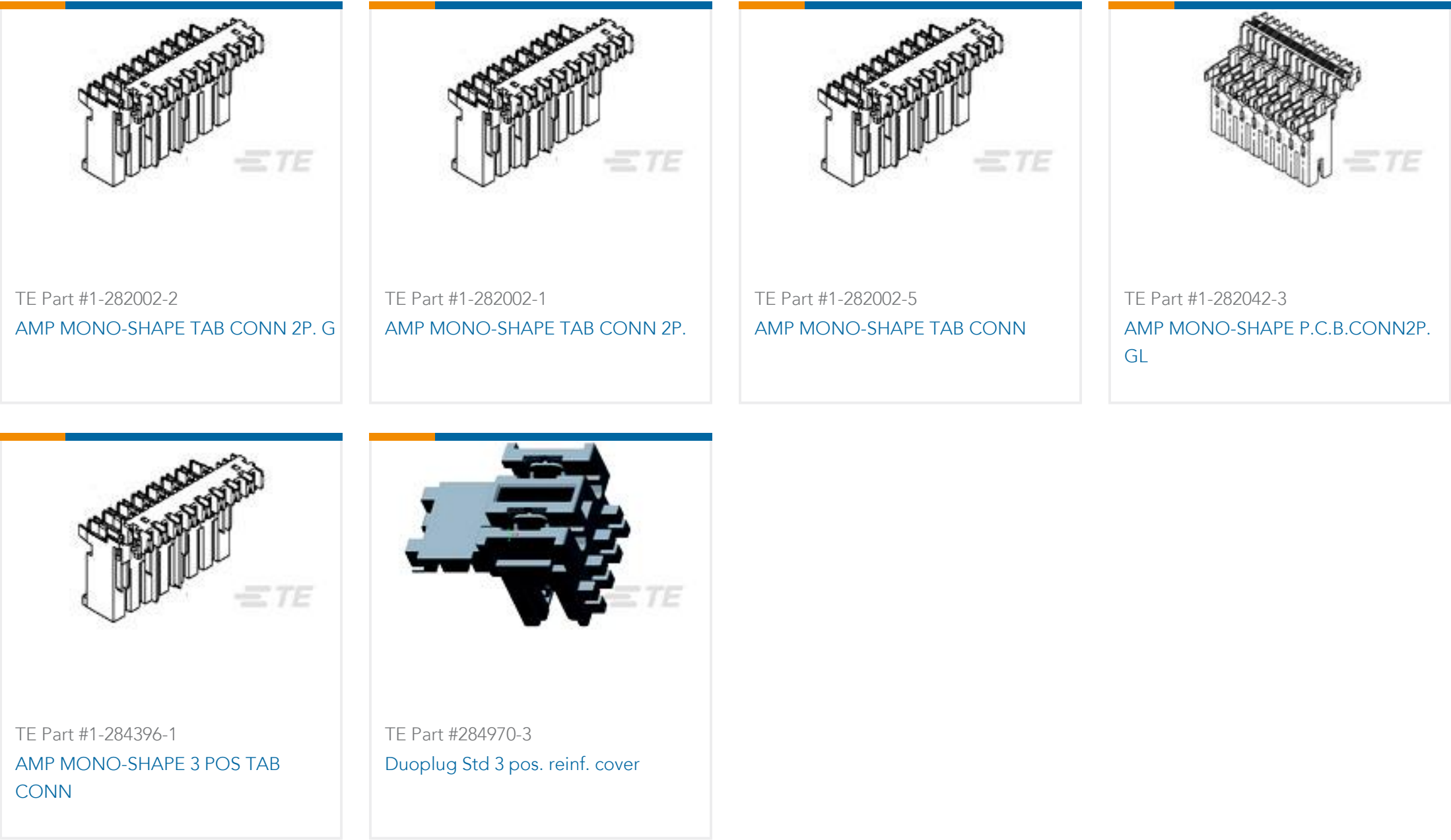
Customers Also Bought

TE Part #280001-9
250 FASTON, REC., 14-17 AWG, TPBR

TE Part #336076-3
250 FASTON, E-SPRING REC., 17-14 AWG, PTBR

TE Part #336075-3
250 FASTON, REC., 20-16 AWG, PTBR

TE Part #1-282043-2
AMP MONO-SHAPE P.C.B. CONN 3P. GL



Documents

Product Drawings

AMP MONO-SHAPE TAB CONN

English

CAD Files

3D PDF

3D

Customer View Model

ENG_CVM_CVM_1-282003-6_V.2d_dxf.zip

English

Customer View Model

ENG_CVM_CVM_1-282003-6_V.3d_igs.zip

English

Customer View Model

ENG_CVM_CVM_1-282003-6_V.3d_stp.zip

English

By downloading the CAD file I accept and agree to the [Terms and Conditions](#) of use.

Datasheets & Catalog Pages

RAST Connector System Catalog

English

Product Specifications

Application Specification

English