




Connectors > PCB Connectors > Backplane Connectors > Eurocard Connectors



Connector & Housing Type: **Receptacle**

Connector System: **Board-to-Board**

Termination Post & Tail Length: **4.5 mm [.177 in]**

Number of Positions: **48**

Centerline (Pitch): **2.54 mm [.1 in]**

Features

Product Type Features

Connector & Housing Type	Receptacle
Connector System	Board-to-Board
Connector & Contact Terminates To	Printed Circuit Board
DIN Size	Half
DIN Level	II

Configuration Features

Number of Positions	48
Number of Rows	3
PCB Mount Orientation	Vertical
Number of Columns	16
Number of Signal Positions	48
Rows Loaded	A, B, C

Contact Features

Contact Type	Socket
Contact Base Material	Phosphor Bronze



Contact Current Rating (Max)	1.5 A
------------------------------	-------

Termination Features

Termination Method to PCB	Through Hole - Solder
Termination Post & Tail Length	4.5 mm[.177 in]

Mechanical Attachment

Mating Alignment Type	Polarization
Mating Alignment	With
Panel Mount Feature	Without
PCB Mount Retention	With
PCB Mount Retention Type	Mounting Hole
Connector Mounting Type	Board Mount

Housing Features

Housing Material	Polyester - GF
Centerline (Pitch)	2.54 mm[.1 in]

Dimensions

Connector Height	10.6 mm
PCB Thickness (Recommended)	2.39 mm[.094 in]
Row-to-Row Spacing	2.54 mm[.1 in]

Usage Conditions

Operating Temperature Range	-55 – 105 °C[-67 – 221 °F]
-----------------------------	----------------------------

Operation/Application

Shielded	No
Circuit Application	Signal

Industry Standards

UL Flammability Rating	UL 94V-0
------------------------	----------

Packaging Features

Packaging Method	Box
------------------	-----

Product Compliance

For compliance documentation, visit the product page on TE.com>

EU RoHS Directive 2011/65/EU	Compliant
EU ELV Directive 2000/53/EC	Compliant



China RoHS 2 Directive MIIT Order No 32, 2016	No Restricted Materials Above Threshold
EU REACH Regulation (EC) No. 1907/2006	Current ECHA Candidate List: JUNE 2024 (241) Candidate List Declared Against: JAN 2024 (240) Does not contain REACH SVHC
Halogen Content	Not Low Halogen - contains Br or Cl > 900 ppm.
Solder Process Capability	Wave solder capable to 240°C

Product Compliance Disclaimer

This information is provided based on reasonable inquiry of our suppliers and represents our current actual knowledge based on the information they provided. This information is subject to change. The part numbers that TE has identified as EU RoHS compliant have a maximum concentration of 0.1% by weight in homogenous materials for lead, hexavalent chromium, mercury, PBB, PBDE, DBP, BBP, DEHP, DIBP, and 0.01% for cadmium, or qualify for an exemption to these limits as defined in the Annexes of Directive 2011/65/EU (RoHS2). Finished electrical and electronic equipment products will be CE marked as required by Directive 2011/65/EU. Components may not be CE marked. Additionally, the part numbers that TE has identified as EU ELV compliant have a maximum concentration of 0.1% by weight in homogenous materials for lead, hexavalent chromium, and mercury, and 0.01% for cadmium, or qualify for an exemption to these limits as defined in the Annexes of Directive 2000/53/EC (ELV). Regarding the REACH Regulation, the information TE provides on SVHC in articles for this part number is based on the latest European Chemicals Agency (ECHA) 'Guidance on requirements for substances in articles' posted at this URL: <https://echa.europa.eu/guidance-documents/guidance-on-reach>

Compatible Parts

 TE Part # 5535070-5 ASSY,RECEPTACLE,EUROCARD,TYPE	 TE Part # 5650916-5 ASSY,PIN,EUROCARD,TYPE C/2,LEA	 TE Part # 5650478-5 ASSY,PIN,EUROCARD,TYPE C/2,LEA	 TE Part # 5650893-5 ASSY,RECEPT,EUROCARD,TYPE R/2,L-FREE,48,
 TE Part # 5148020-5 ASSY,PIN,EURO,"C/2",L-FREE,48	 TE Part # 5536397-5 ASSY,RECEPT,EURO,TYPE C/2,LEAD	 TE Part # 148020-5 048 EURO TYPE C PIN BL ASSY	 TE Part # 5650948-5 ASSY,PIN,EUROCARD,TYPE C/2,LEA





TE Part # 650916-5
048 EURO TYPE C PIN BL ASSY



TE Part # 650948-5
048 EURO TYPE C PIN ST ASSY



TE Part # 536407-5
048 EURO TYPE C PIN BL ASSY



TE Part # 5536407-5
ASSY,PIN,EUROCARD,TYPE C/2,LEAD-FREE,48



TE Part # 650478-5
048 EURO TYPE C PIN ST ASSY



TE Part # 1393644-9
V42254B1100C480=PC612 MESSERLE



TE Part # 8-1393644-0
V42254B1200C480=PC612 MESSERLE

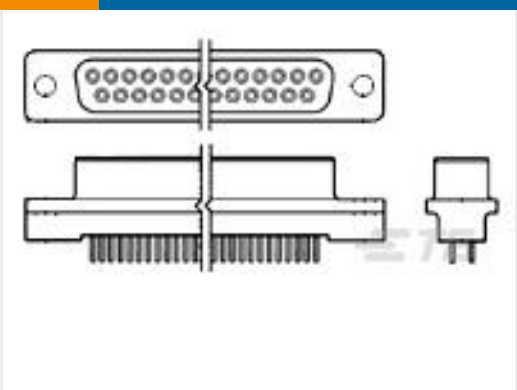


TE Part # 7-1393644-4
V42254B1200C410=PC612 MESSERLE



TE Part # 216398-4
48P.IEC-C MALE CONN

Customers Also Bought




TE Part #5745076-4
HD-20 RCPT 9P VERT FFSCRLK



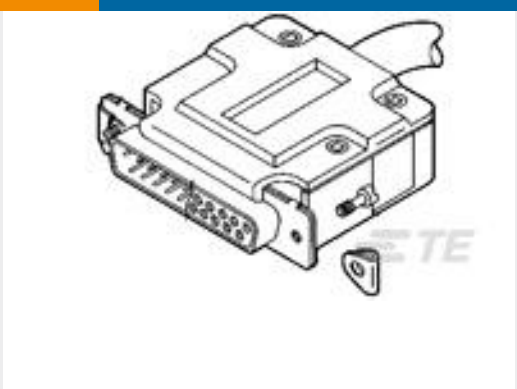
TE Part #1415898-1
RTS3T024



TE Part #227161-1
RTANG JK W/MTG PINS, BNC PCB



TE Part #5745563-1
HD KIT,SCREWLOCK FEMALE



TE Part #5207908-7
STRAIN REL W/SCRW RET KIT,SZ 3



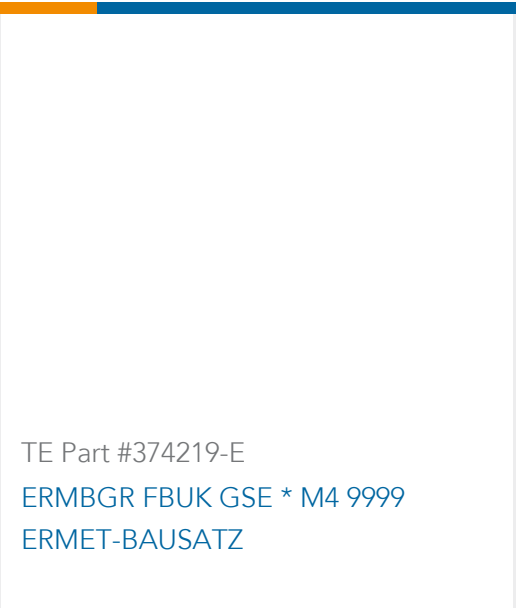
TE Part #1-1419108-7
RT424024F



TE Part #2-33457-2
TERMINAL,SOLIS R 12-10 10



TE Part #2-1825910-8
FSM14JAH=6MM TACT SWITCH, HIGH TEMP



Documents

CAD Files

Customer View Model

ENG_CVM_CVM_2-1393641-5_A.2d_dxf.zip

English

3D PDF

3D

Customer View Model

ENG_CVM_CVM_2-1393641-5_A.3d_igs.zip

English

Customer View Model

ENG_CVM_CVM_2-1393641-5_A.3d_stp.zip

English

By downloading the CAD file I accept and agree to the [Terms and Conditions](#) of use.