



Connectors > Circular Connectors > Standard Circular Connectors



Connector System: **Cable-to-Cable**

Connector Mounting Type: **Cable Mount (Free-Hanging)**

Sealable: **No**

Circuit Application: **Signal**

Shell Plating Material: **Electrodeposited Nickel**

Features

Product Type Features

Product Type	Connector Assembly
Connector Product Type	Connector Assembly
Connector System	Cable-to-Cable
Sealable	No
Shell Type	Metal

Electrical Characteristics

Operating Voltage	63 VAC
-------------------	--------

Body Features

Environmental Protection	IP67
Shell Plating Material	Electrodeposited Nickel
Shell Base Material	Zinc Alloy
Circular Connector Insulation Material Type	PBT+PA

Mechanical Attachment

Mating Retention Type	Push-Pull Self-Locking
-----------------------	------------------------



Connector Mounting Type	Cable Mount (Free-Hanging)
Housing Features	
Circular Connector Shell Size	15
Dimensions	
Cable Diameter Range	6.5 – 8.5 mm[.26 – .33 in]
Usage Conditions	
Operating Temperature Range	-20 – 130 °C[-4 – 266 °F]
Operation/Application	
Durability Rating	500 Cycles
Circuit Application	Signal
Shielded	Yes
Industry Standards	
UL Flammability Rating	UL 94V-0
Compatible With Approved Standards Products	UL
Product Compliance	
For compliance documentation, visit the product page on TE.com>	
EU RoHS Directive 2011/65/EU	Compliant with Exemptions
EU ELV Directive 2000/53/EC	Compliant with Exemptions
China RoHS 2 Directive MIIT Order No 32, 2016	Restricted Materials Above Threshold
EU REACH Regulation (EC) No. 1907/2006	Current ECHA Candidate List: JUNE 2024 (241) Candidate List Declared Against: JUNE 2023 (235) SVHC > Threshold: Pb (3.5% in Component) Article Safe Usage Statements: Do not eat, drink or smoke when using this product. Wash thoroughly after handling. Recycle if possible and dispose of the article by following all applicable governmental regulations relevant to your geographic location.
Halogen Content	Not Yet Reviewed for halogen content
Solder Process Capability	Not reviewed for solder process capability




Product Compliance Disclaimer

This information is provided based on reasonable inquiry of our suppliers and represents our current actual knowledge based on the information they provided. This information is subject to change. The part numbers that TE has identified as EU RoHS compliant have a maximum concentration of 0.1% by weight in homogenous materials for lead, hexavalent chromium, mercury, PBB, PBDE, DBP, BBP, DEHP, DIBP, and 0.01% for cadmium, or qualify for an exemption to these limits as defined in the Annexes of Directive 2011/65/EU (RoHS2). Finished electrical and electronic equipment products will be CE marked as required by Directive 2011/65/EU. Components may not be CE marked. Additionally, the part













numbers that TE has identified as EU ELV compliant have a maximum concentration of 0.1% by weight in homogenous materials for lead, hexavalent chromium, and mercury, and 0.01% for cadmium, or qualify for an exemption to these limits as defined in the Annexes of Directive 2000/53/EC (ELV). Regarding the REACH Regulation, the information TE provides on SVHC in articles for this part number is based on the latest European Chemicals Agency (ECHA) ‘Guidance on requirements for substances in articles’ posted at this URL: <https://echa.europa.eu/guidance-documents/guidance-on-reach>

Compatible Parts

 <p>TE Part # ESA002N00320001000 615 EXTENSION</p>	 <p>TE Part # C0-0258-000-000 POSITIONING INSERT FOR 1 MM CONTACTS</p>	 <p>TE Part # C0-0201-000-P00 CRIMPING TOOL MID-SIZE</p>	 <p>TE Part # C0-0235-000-P00 DIGITAL CRIMPING TOOL, SMALL</p>
---	--	---	---

Customers Also Bought

 <p>TE Part #ESA202N00330500000 915 PLUG</p>	 <p>TE Part #ASA021N00390235000 623 PLUG</p>	 <p>TE Part #DSA001N00740001000 958 PLUG</p>	 <p>TE Part #1-1722363-0 ANVIL</p>
 <p>TE Part #1-1722363-2 WIRE CRIMPER</p>	 <p>TE Part #8B-0045-001-000 CLAMP RING WITH ROPE</p>	 <p>TE Part #A2-0043-001-000 923 CLAMPING RING ADAPTER</p>	 <p>TE Part #AKA047N0084051A000 617 EXTENSION, SPEEDTEC</p>
 <p>TE Part #EKA201N00320500000 915 EXTENSION</p>	 <p>TE Part #ESA205N00320003000 915 PLUG</p>		

Documents

CAD Files



3D PDF

3D

Customer View Model

ENG_CVM_CVM_EKA001N00320001000_A.2d_dxf.zip

English

Customer View Model

ENG_CVM_CVM_EKA001N00320001000_A.3d_igs.zip

English

Customer View Model

ENG_CVM_CVM_EKA001N00320001000_A.3d_stp.zip

English

By downloading the CAD file I accept and agree to the [Terms and Conditions](#) of use.

Datasheets & Catalog Pages

EKA001N00320001000

English

fuer Datenblaetter, die online konfigurierbar sind

German