



Connectors > Terminal Blocks & Strips > Barrier Strips



Barrier Strip Style: **Tri-Barrier**

Bottom Termination Type: **Printed Circuit Pin**

Connector System: **Wire-to-Board**

Number of Positions: **3**

Centerline (Pitch): **9.53 mm [.375 in]**

Features

Product Type Features

Block Style	Flat Bottom
Connector System	Wire-to-Board
Connector & Contact Terminates To	Printed Circuit Board

Configuration Features

Number of Levels	1
Number of Positions	3
Number of Rows	1

Electrical Characteristics

Operating Voltage	300 V
-------------------	-------

Body Features

Primary Product Color	Black
Product Orientation	Vertical
Barrier Strip Style	Tri-Barrier

Contact Features

--



PCB Contact Termination Area Plating Material	Tin
Contact Base Material	Copper Alloy
Contact Current Rating (Max)	15 A

Termination Features

Bottom Termination Type	Printed Circuit Pin
-------------------------	---------------------

Mechanical Attachment

Screw Head Type	Wire Clamp Combo Head
Screw Plating Material	Nickel
Screw Material	Steel
Top Termination Type	Wire Clamp Combo Head
Mounting Options	None
Thread Size	M3.5
Connector Mounting Type	Board Mount

Housing Features

Housing Material	Nylon
Centerline (Pitch)	9.53 mm[.375 in]

Dimensions

Product Length	28.58 mm[1.125 in]
Wire Size	.3 – 2 mm ²

Operation/Application

Circuit Application	Power
---------------------	-------

Industry Standards

UL Flammability Rating	UL 94V-0
------------------------	----------

Packaging Features

Packaging Quantity	300
Packaging Method	Package

Product Compliance

For compliance documentation, visit the product page on TE.com>

EU RoHS Directive 2011/65/EU	Compliant
EU ELV Directive 2000/53/EC	Compliant
China RoHS 2 Directive MIIT Order No 32, 2016	No Restricted Materials Above Threshold



EU REACH Regulation (EC) No. 1907/2006	Current ECHA Candidate List: JUNE 2024 (241) Candidate List Declared Against: JUNE 2024 (241) Does not contain REACH SVHC
Halogen Content	Low Halogen - Br, Cl, F, I < 900 ppm per homogenous material. Also BFR/CFR/PVC Free
Solder Process Capability	Wave solder capable to 265°C

Product Compliance Disclaimer


This information is provided based on reasonable inquiry of our suppliers and represents our current actual knowledge based on the information they provided. This information is subject to change. The part numbers that TE has identified as EU RoHS compliant have a maximum concentration of 0.1% by weight in homogenous materials for lead, hexavalent chromium, mercury, PBB, PBDE, DBP, BBP, DEHP, DIBP, and 0.01% for cadmium, or qualify for an exemption to these limits as defined in the Annexes of Directive 2011/65/EU (RoHS2). Finished electrical and electronic equipment products will be CE marked as required by Directive 2011/65/EU. Components may not be CE marked. Additionally, the part numbers that TE has identified as EU ELV compliant have a maximum concentration of 0.1% by weight in homogenous materials for lead, hexavalent chromium, and mercury, and 0.01% for cadmium, or qualify for an exemption to these limits as defined in the Annexes of Directive 2000/53/EC (ELV). Regarding the REACH Regulation, the information TE provides on SVHC in articles for this part number is based on the latest European Chemicals Agency (ECHA) 'Guidance on requirements for substances in articles' posted at this URL: <https://echa.europa.eu/guidance-documents/guidance-on-reach>

Compatible Parts



TE Part # 3-1437651-8
6DBL-03-006=#6 DBL TERMINAL BL




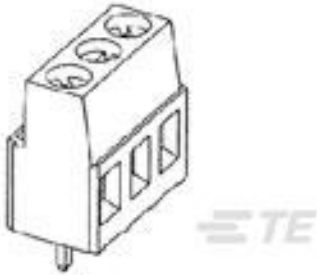



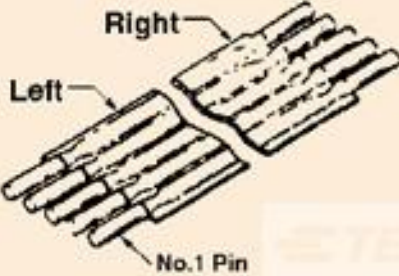


Also in the Series | Buchanan 6 Series



Barrier Strips(258)

Customers Also Bought



 <div>TE Part #NB-PTCO-002 Pt100, 2.0x2.3, Class B, PTFC101B1G0</div>	 <div>TE Part #3-641209-4 04P MTA156 HDR ASSY FL ST LF</div>	 <div>TE Part #1-1393225-7 RY611005</div>	 <div>TE Part #282858-3 TERMI-BLOK PCB MOUNT 90 3P.</div>
 <div>TE Part #2834098-1 5.0MM SIDE ENTRY MSC 2P_GY</div>	 <div>TE Part #30972 TERMINAL,BUDG R 12-10 3/8</div>	 <div>TE Part #5-104078-2 40 SYSTEM 50 RCPT ASSY DRST SN</div>	 <div>TE Part #7-6437136-4 FSN-21.2A-6</div>
 <div>TE Part #1878660-9 QCC306BU</div>	 <div>TE Part #MSB202J MSB202J</div>		

Documents

Product Drawings
.375", 3P, MOD W/ COVER
English

Datasheets & Catalog Pages
BUCHANAN TERMINAL BLOCKS CATALOG - BARRIER STRIPS
English
1-1773458-2_BARRIER_STRIPS_QUICK_REFERENCE_GUIDE
English

Agency Approvals
UL
English