



TE Internal #: 2-2825272-4  
Header, Plug, Wire-to-Board, 24 Position, 4.2 mm [.165 in]  
Centerline, Printed Circuit Board, UL 94V-2, Rectangular Power  
Connectors  
[View on TE.com >](#)

Connectors > Power Connectors > Rectangular Power > Rectangular Power Connectors



Rectangular Power Connector Type: **Header**  
Connector & Housing Type: **Plug**  
Connector System: **Wire-to-Board**  
Number of Positions: **24**  
Centerline (Pitch): **4.2 mm [.165 in]**

Features

Product Type Features

Rectangular Power Connector Type	Header
Connector & Housing Type	Plug
Connector System	Wire-to-Board
Sealable	No
Connector & Contact Terminates To	Printed Circuit Board

Configuration Features

Number of Positions	24
PCB Mount Orientation	Vertical
Number of Power Positions	0
Number of Signal Positions	24
Number of Rows	2

Electrical Characteristics

Operating Voltage	600 VAC
-------------------	---------

Contact Features

--	--



Contact Layout	Inline, Matrix
Contact Mating Area Plating Material	Tin
Contact Base Material	Brass
Contact Current Rating (Max)	13 A
Contact Retention Within Housing	With
Contact Type	Pin
PCB Contact Termination Area Plating Material	Tin
Contact Mating Area Plating Material Thickness	2.03 µm[80 µin]

Termination Features

Termination Post & Tail Length	3.5 mm[.138 in]
Termination Method to PCB	Through Hole - Solder

Mechanical Attachment

Mating Alignment Type	Keyed
Mating Retention	With
Mating Alignment	With
PCB Mount Alignment	Without
PCB Mount Retention	Without
Mating Retention Type	Latch
Connector Mounting Type	Board Mount

Housing Features

Centerline (Pitch)	4.2 mm[.165 in]
Housing Color	White
Housing Material	Polyamide

Dimensions

Compatible Insulation Diameter (Max)	2.39 mm
Connector Height	12.8 mm[.504 in]
PCB Thickness (Recommended)	1.6 mm[.063 in]
Product Width	9.75 mm[.383 in]
Product Length	51.6 mm[2.031 in]
Compatible Insulation Diameter Range	1.2 – 3.1 mm[.047 – .122 in]
Wire Size	.12 – 1.4 mm²
Row-to-Row Spacing	4.2 mm[.165 in]



Usage Conditions

Operating Temperature Range	-40 – 105 °C[-40 – 221 °F]
-----------------------------	----------------------------

Operation/Application

Circuit Application	Power
---------------------	-------

Identification Marking

Circuit Identification Feature	With
--------------------------------	------

Industry Standards

CSA Rating	208567
UL Rating	Recognized
Compatible With Agency/Standards Products	CSA, UL
Compatible With Approved Standards Products	UL E28476
UL Flammability Rating	UL 94V-2
Glow Wire Rating	GWT 750°C (Without Flame)

Packaging Features

Packaging Quantity	105
Packaging Method	Box & Tray, Tray

Product Compliance

For compliance documentation, visit the product page on TE.com>

EU RoHS Directive 2011/65/EU	Compliant
EU ELV Directive 2000/53/EC	Not Yet Reviewed
China RoHS 2 Directive MIIT Order No 32, 2016	No Restricted Materials Above Threshold
EU REACH Regulation (EC) No. 1907/2006	Current ECHA Candidate List: JUNE 2024 (241) Candidate List Declared Against: JUNE 2022 (224) Does not contain REACH SVHC
Halogen Content	Low Halogen - Br, Cl, F, I < 900 ppm per homogenous material. Also BFR/CFR/PVC Free
Solder Process Capability	Not reviewed for solder process capability












Product Compliance Disclaimer

This information is provided based on reasonable inquiry of our suppliers and represents our current actual knowledge based on the information they provided. This information is subject to change. The part numbers that TE has identified as EU RoHS compliant have a maximum concentration of 0.1% by weight in homogenous materials for lead, hexavalent chromium, mercury, PBB, PBDE, DBP, BBP, DEHP, DIBP, and 0.01% for cadmium, or qualify for an exemption to these



limits as defined in the Annexes of Directive 2011/65/EU (RoHS2). Finished electrical and electronic equipment products will be CE marked as required by Directive 2011/65/EU. Components may not be CE marked. Additionally, the part numbers that TE has identified as EU ELV compliant have a maximum concentration of 0.1% by weight in homogenous materials for lead, hexavalent chromium, and mercury, and 0.01% for cadmium, or qualify for an exemption to these limits as defined in the Annexes of Directive 2000/53/EC (ELV). Regarding the REACH Regulation, the information TE provides on SVHC in articles for this part number is based on the latest European Chemicals Agency (ECHA) 'Guidance on requirements for substances in articles' posted at this URL: <https://echa.europa.eu/guidance-documents/guidance-on-reach>

### Compatible Parts

 TE Part # 2-2825260-4 24P VRT HDR VAL-U-LOK HCS V0	 TE Part # 2-2825261-4 24P VAL-U-LOK HCS VRT HDR W/P V0	 TE Part # 2825272-2 2P VERT HDR VAL-U-LOK HCS GW	 TE Part # 1-2825260-0 10P VRT HDR VAL-U-LOK HCS V0
 TE Part # 1-2825260-2 12P VRT HDR VAL-U-LOK HCS V0	 TE Part # 1-2825260-4 14P VRT HDR VAL-U-LOK HCS V0	 TE Part # 1-2825272-0 10P VERT HDR VAL-U-LOK HCS GW	 TE Part # 1-2825272-2 12P VERT HDR VAL-U-LOK HCS GW
 TE Part # 2-2825260-0 20P VRT HDR VAL-U-LOK HCS V0	 TE Part # 2825272-4 4P VERT HDR VAL-U-LOK HCS GW	 TE Part # 2825272-6 6P VERT HDR VAL-U-LOK HCS GW	

### Customers Also Bought

 TE Part #WP-4P WEDGE LOCK, 4P, REC, ORG, DTP	 TE Part #0460-204-12141 PIN, SOLID, SIZE 12, 12-14AWG, NI	 TE Part #543382-6 INSERT/EXTRACT TIP 25-KIT	 TE Part #DT04-4P-L012 REC, 4P, GRY, N, FLANGE
--	---	---	---



Documents

Product Drawings

24P VERT HDR VAL-U-LOK HCS GW

English

CAD Files

3D PDF

3D

Customer View Model

ENG\_CVM\_CVM\_2-2825272-4\_A.2d\_dxf.zip

English

Customer View Model

ENG\_CVM\_CVM\_2-2825272-4\_A.3d\_igs.zip

English

Customer View Model

ENG\_CVM\_CVM\_2-2825272-4\_A.3d\_stp.zip

English

By downloading the CAD file I accept and agree to the [Terms and Conditions](#) of use.

Product Specifications

Application Specification

English

Instruction Sheets

Instruction Sheet (U.S.)

English

Agency Approvals

UL

English