



Connectors > PCB Connectors > PCB Headers & Receptacles



PCB Connector Assembly Type: **PCB Mount Header**

Connector System: **Wire-to-Board**

Number of Positions: **5**

Number of Rows: **1**

Centerline (Pitch): **3 mm [.118 in]**

Features

Product Type Features

Mixed & Hybrid Header	No
Connector Shape	Rectangular
PCB Connector Assembly Type	PCB Mount Header
Connector System	Wire-to-Board
Header Type	Fully Shrouded
Sealable	No
Connector & Contact Terminates To	Printed Circuit Board

Configuration Features

Number of Power Positions	5
Number of Columns	5
Number of Loaded Positions	5
Connector Contact Load Condition	Fully Loaded
Number of Positions	5
Number of Rows	1



PCB Mount Orientation	Right Angle
-----------------------	-------------

Electrical Characteristics

Operating Voltage	250 VAC
-------------------	---------

Body Features

PCB Retention Feature Material	Phosphor Bronze
PCB Retention Feature Plating Material	Tin
Primary Product Color	Black

Contact Features

Contact Mating Area Length	4.15 mm[.163 in]
Contact Size	.64mm
Mating Square Post Dimension	.64 mm[.025 in]
PCB Contact Termination Area Plating Material Thickness	2.54 – 7.62 µm[100 – 300 µin]
Contact Layout	Inline
Contact Underplating Material Thickness	1.27 – 2.54 µm[50 – 100 µin]
Contact Mating Area Plating Material Thickness	.38 µm[15 µin]
PCB Contact Termination Area Plating Material Finish	Matte
Contact Shape & Form	Square
Contact Underplating Material	Nickel
PCB Contact Termination Area Plating Material	Tin
Contact Base Material	Brass
Contact Mating Area Plating Material	Gold
Contact Type	Tab
Contact Current Rating (Max)	5 A

Termination Features

Square Termination Post & Tail Dimension	.64 mm[.025 in]
Termination Method to PCB	Surface Mount

Mechanical Attachment

Mating Alignment Type	Polarization
Mating Retention	With
Panel Mount Feature	Without
PCB Mount Retention Type	Hold-Down
Mating Retention Type	Locking Tab



Connector Mounting Type	Board Mount
Mating Alignment	With
PCB Mount Alignment	Without
PCB Mount Retention	With

Housing Features

Mating Entry Location	Side
Housing Material	High Temperature Nylon
Centerline (Pitch)	3 mm[.118 in]

Dimensions

Connector Length	19 mm[.748 in]
Connector Height	3.86 mm[.152 in]
PCB Thickness (Recommended)	1.57 mm[.062 in]

Usage Conditions

Operating Temperature (Max)	105 °C[221 °F]
Operating Temperature Range	-40 – 105 °C[-40 – 221 °F]

Operation/Application

Circuit Application	Power
---------------------	-------

Industry Standards

UL Rating	Recognized
Glow Wire Rating	GWT 750°C (Without Flame)
Compatible With Agency/Standards Products	CNR, USR
Compatible With Approved Standards Products	UL E28476
UL Flammability Rating	UL 94V-0

Packaging Features

Packaging Quantity	215
Packaging Method	Tape

Product Compliance

For compliance documentation, visit the product page on [TE.com](#)>

EU RoHS Directive 2011/65/EU	Compliant
EU ELV Directive 2000/53/EC	Compliant
China RoHS 2 Directive MIIT Order No 32, 2016	No Restricted Materials Above Threshold



EU REACH Regulation (EC) No. 1907/2006

Current ECHA Candidate List: JUNE 2024  
(241)  
Candidate List Declared Against: JUNE  
2024 (241)  
Does not contain REACH SVHC

Halogen Content

Low Halogen - Br, Cl, F, I < 900 ppm per  
homogenous material. Also BFR/CFR/PVC  
Free

Solder Process Capability

Reflow solder capable to 260°C


Product Compliance Disclaimer

This information is provided based on reasonable inquiry of our suppliers and represents our current actual knowledge based on the information they provided. This information is subject to change. The part numbers that TE has identified as EU RoHS compliant have a maximum concentration of 0.1% by weight in homogenous materials for lead, hexavalent chromium, mercury, PBB, PBDE, DBP, BBP, DEHP, DIBP, and 0.01% for cadmium, or qualify for an exemption to these limits as defined in the Annexes of Directive 2011/65/EU (RoHS2). Finished electrical and electronic equipment products will be CE marked as required by Directive 2011/65/EU. Components may not be CE marked. Additionally, the part numbers that TE has identified as EU ELV compliant have a maximum concentration of 0.1% by weight in homogenous materials for lead, hexavalent chromium, and mercury, and 0.01% for cadmium, or qualify for an exemption to these limits as defined in the Annexes of Directive 2000/53/EC (ELV). Regarding the REACH Regulation, the information TE provides on SVHC in articles for this part number is based on the latest European Chemicals Agency (ECHA) 'Guidance on requirements for substances in articles' posted at this URL: <https://echa.europa.eu/guidance-documents/guidance-on-reach>


## Compatible Parts




## Also in the Series | Micro MATE-N-LOK




Connector Contacts(27)



Insertion & Extraction Tools(1)




PCB Headers & Receptacles(371)




Rectangular Power Connectors(98)

## Customers Also Bought







TE Part #640456-2  
02P MTA100 HDR ASSY F/L SQ STR




TE Part #2311586-5  
AMPL REC, HD22, R/A, 15P, THREADED, BLUE




TE Part #4-1419111-1  
PT270012




TE Part #1419111-2  
20C217=SPRING,HOLD-DOWN,KH,.03




TE Part #5-146280-2  
02 MODII HDR SRST B/A .100CL




TE Part #2-1445053-2  
MICRO MNL HDR ASSY S/ROW LF




TE Part #63862-1  
250 FASTON TAB TPBR



TE Part #1419106-1  
27E006=SOCKET,KH,14,SLG,G/T,PH



TE Part #4-1879663-0  
H8 274R 0.1% 15PPM



TE Part #GA30K5A1B  
DISCRETE 30K OHMS,+/-0.2C FROM 0C TO 70C

Documents

Product Drawings

MICRO MNL HDR ASSY S/ROW AU LF

English

CAD Files

Customer View Model

ENG\_CVM\_CVM\_2-1445090-5\_C.2d\_dxf.zip

English

3D PDF

3D

Customer View Model

ENG\_CVM\_CVM\_2-1445090-5\_C.3d\_igs.zip

English

Customer View Model

ENG\_CVM\_CVM\_2-1445090-5\_C.3d\_stp.zip

English

By downloading the CAD file I accept and agree to the [Terms and Conditions](#) of use.

Datasheets & Catalog Pages



SOFT\_SHELL\_PIN\_AND\_SOCKET\_CONNECTORS\_CATALOG

English

MICRO MATE-N-LOK CONNECTOR SYSTEM

English

Product Specifications

Application Specification

English