




Antennas



Wireless Application: **Vehicular**

Mounting Location: **External**

Mounting Type: **Stud**

Frequency Category: **617 – 7125**

Antenna Type: **Shark Fin**

Features

Product Type Features

Antenna Termination	RP-SMA, SMA, TNC
Antenna Product Type	Antenna

Configuration Features

Antenna Style	Shark Fin
Mounting Location	External
Antenna Type	Shark Fin
Band Type	Multi Band
Port Configuration	Multiple Ports

Electrical Characteristics

Antenna Operation	Passive
VSWR (Max)	<3:1
Impedance	50 Ω

Signal Characteristics

Gain (Max)	2 dB, 3 dB, 3.3 dB, 3.7 dB, 4.6 dB, 4.8 dB
Frequency Band	617 – 960 MHz, 1427 – 1511 MHz, 1690 –



4000 MHz, 2400 – 2500 MHz, 4000 – 7200 MHz, 4900 – 6000 MHz

Frequency Category	617 – 7125
Peak Gain	3 < 6 dBi

Body Features

Product Weight	2300 g[59.9 oz]
----------------	-----------------

Mechanical Attachment

Polarization	Linear
Mounting Type	Stud

Dimensions

Cable Length	5.3 m[17.4 ft]
Product Width	63 mm[2.48 in]
Product Length	245 mm[9.64 in]
Product Height	84 mm[3.3 in]

Operation/Application

Antenna Environment	Outdoor
Wireless Standard	Cellular
Directionality	Omnidirectional

Industry Standards

IP Rating	IP67, IP69K
Wireless Application	Vehicular
Primary Application	Vehicular

Product Availability

Applicable Region	Global
-------------------	--------

Packaging Features

Packaging Method	Carton
------------------	--------

Other

Precision Level	Standard
-----------------	----------

Product Compliance

For compliance documentation, visit the product page on [TE.com](#)>

EU RoHS Directive 2011/65/EU	Compliant with Exemptions
------------------------------	---------------------------



EU ELV Directive 2000/53/EC	Not Yet Reviewed
China RoHS 2 Directive MIIT Order No 32, 2016	Restricted Materials Above Threshold
EU REACH Regulation (EC) No. 1907/2006	Current ECHA Candidate List: JUNE 2024 (241) Not Yet Reviewed
Halogen Content	Not Low Halogen - contains Br or Cl > 900 ppm.
Solder Process Capability	Not reviewed for solder process capability


Product Compliance Disclaimer

This information is provided based on reasonable inquiry of our suppliers and represents our current actual knowledge based on the information they provided. This information is subject to change. The part numbers that TE has identified as EU RoHS compliant have a maximum concentration of 0.1% by weight in homogenous materials for lead, hexavalent chromium, mercury, PBB, PBDE, DBP, BBP, DEHP, DIBP, and 0.01% for cadmium, or qualify for an exemption to these limits as defined in the Annexes of Directive 2011/65/EU (RoHS2). Finished electrical and electronic equipment products will be CE marked as required by Directive 2011/65/EU. Components may not be CE marked. Additionally, the part numbers that TE has identified as EU ELV compliant have a maximum concentration of 0.1% by weight in homogenous materials for lead, hexavalent chromium, and mercury, and 0.01% for cadmium, or qualify for an exemption to these limits as defined in the Annexes of Directive 2000/53/EC (ELV). Regarding the REACH Regulations, TE’s information on SVHC in articles for this part number is still based on the European Chemical Agency (ECHA) ‘Guidance on requirements for substances in articles’(Version: 2, April 2011), applying the 0.1% weight on weight concentration threshold at the finished product level. TE is aware of the European Court of Justice ruling of September 10th, 2015 also known as O5A (Once An Article Always An Article) stating that, in case of ‘complex object’, the threshold for a SVHC must be applied to both the product as a whole and simultaneously to each of the articles forming part of its composition. TE has evaluated this ruling based on the new ECHA “Guidance on requirements for substances in articles” (June 2017, version 4.0) and will be updating its statements accordingly.


Compatible Parts

Customers Also Bought







TE Part #DT04-2P  
REC, 2P, GRY, N




TE Part #DT06-2S  
PLG, 2P, GRY, N




TE Part #W2S  
Wedgelocks: DEUTSCH DT




TE Part #0460-202-16141  
DEUTSCH Solid Contacts



TE Part #282104-1  
AMP SUPERSEAL 1.5MM,  
CONNECTOR HOUSING



TE Part #281934-2  
SINGLE WIRE SEAL



TE Part #114017-ZZ  
SEALING PLUG, SIZE 12/16, WHT

Documents

Product Drawings

6-Port,2x 5G/LTE,2x WiFi,GNSS,Whip,BLK

English

CAD Files

Customer View Model

ENG\_CVM\_CVM\_L000423-07\_1.2d\_dxf.zip

English

Customer View Model

ENG\_CVM\_CVM\_L000423-07\_1.3d\_stp.zip

English

Customer View Model

ENG\_CVM\_CVM\_L000423-07\_1.3d\_igs.zip

English

3D PDF

3D

By downloading the CAD file I accept and agree to the [Terms and Conditions](#) of use.

Datasheets & Catalog Pages

FP20 auto Datasheet and Kitting Guide

English

Product Specifications

Test Specification

English