



Connectors > Power Connectors > Rectangular Power > Rectangular Power Connectors



Rectangular Power Connector Type: **Connector Assembly**

Connector & Housing Type: **Plug**

Connector System: **Board-to-Board, Wire-to-Board**

Number of Positions: **1**

Centerline (Pitch): **2.54 mm [.1 in]**

Features

Product Type Features

Rectangular Power Connector Type	Connector Assembly
Connector & Housing Type	Plug
Connector System	Board-to-Board, Wire-to-Board
Sealable	No
Connector & Contact Terminates To	Printed Circuit Board

Configuration Features

Number of Positions	1
PCB Mount Orientation	Right Angle
Number of Power Positions	0
Number of Signal Positions	0
Number of Rows	1
Board-to-Board Configuration	Co-Planar

Electrical Characteristics

Operating Voltage	0 VDC
-------------------	-------

Contact Features

Mating Post Length	25.4 mm[1 in]
Contact Fabrication	Solid
PCB Contact Termination Area Plating Material Thickness	5.08 µm[200 µin]



Contact Mating Area Plating Material	Silver
Contact Base Material	Brass Alloy
Contact Current Rating (Max)	35 A
Contact Retention Within Housing	Without
Contact Type	Pin
PCB Contact Termination Area Plating Material	Silver
Contact Mating Area Plating Material Thickness	5.08 μm[200 μin]

Termination Features

Termination Post & Tail Length	3.81 mm[.149 in]
Termination Method to PCB	Through Hole - Solder

Mechanical Attachment

Mating Retention	Without
Mating Alignment	Without
PCB Mount Retention	Without
Connector Mounting Type	Board Mount

Housing Features

Centerline (Pitch)	2.54 mm[.1 in]
Housing Color	Black
Housing Material	Thermoplastic

Dimensions

Connector Height	10.16 mm[.4 in]
PCB Thickness (Recommended)	1.57 mm[.062 in]
Product Width	10.16 mm[.4 in]
Product Length	38.1 mm[1.499 in]

Usage Conditions

Operating Temperature Range	-40 – 105 °C[-40 – 221 °F]
-----------------------------	----------------------------

Operation/Application

Circuit Application	Power
---------------------	-------

Industry Standards

UL Rating	Recognized
Compatible With Agency/Standards Products	UL
Compatible With Approved Standards Products	UL 1977



UL Flammability Rating	UL 94V-0
Glow Wire Rating	Standard Part - Not Glow Wire

Packaging Features

Packaging Quantity	28
Packaging Method	Box

Product Compliance

For compliance documentation, visit the product page on TE.com>

EU RoHS Directive 2011/65/EU	Compliant with Exemptions
EU ELV Directive 2000/53/EC	Compliant with Exemptions
China RoHS 2 Directive MIIT Order No 32, 2016	Restricted Materials Above Threshold
EU REACH Regulation (EC) No. 1907/2006	Current ECHA Candidate List: JUNE 2024 (241) Candidate List Declared Against: JUNE 2022 (224) SVHC > Threshold: Pb (3.7% in Component Part) <b>Article Safe Usage Statements:</b> Do not eat, drink or smoke when using this product. Wash thoroughly after handling. Recycle if possible and dispose of the article by following all applicable governmental regulations relevant to your geographic location.
Halogen Content	Not Low Halogen - contains Br or Cl > 900 ppm.

Solder Process Capability	Wave solder capable to 265°C
---------------------------	------------------------------

Product Compliance Disclaimer

This information is provided based on reasonable inquiry of our suppliers and represents our current actual knowledge based on the information they provided. This information is subject to change. The part numbers that TE has identified as EU RoHS compliant have a maximum concentration of 0.1% by weight in homogenous materials for lead, hexavalent chromium, mercury, PBB, PBDE, DBP, BBP, DEHP, DIBP, and 0.01% for cadmium, or qualify for an exemption to these limits as defined in the Annexes of Directive 2011/65/EU (RoHS2). Finished electrical and electronic equipment products will be CE marked as required by Directive 2011/65/EU. Components may not be CE marked. Additionally, the part numbers that TE has identified as EU ELV compliant have a maximum concentration of 0.1% by weight in homogenous materials for lead, hexavalent chromium, and mercury, and 0.01% for cadmium, or qualify for an exemption to these limits as defined in the Annexes of Directive 2000/53/EC (ELV). Regarding the REACH Regulation, the information TE provides on SVHC in articles for this part number is based on the latest European Chemicals Agency (ECHA) ‘Guidance on requirements for substances in articles’ posted at this URL: <https://echa.europa.eu/guidance-documents/guidance-on-reach>

Compatible Parts



TE Part # 6643269-1  
ICCON,SKT,ASSY




TE Part # 6643272-1  
ICCON,SKT,ASSY




TE Part # 6643264-1  
ICCON,SKT,ASSY

Also in the Series | **ICCON**



Backplane Power Connectors(2)



Busbar Connectors(3)



Connector Contacts(4)




Power Terminals(3)



Rectangular Power Connectors(15)

Customers Also Bought



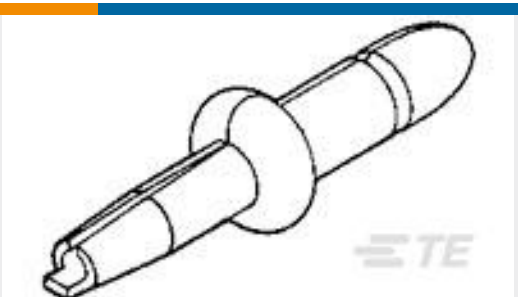
TE Part #292161-8  
CT P/HDR ASSY V 8P W/KINK NAT



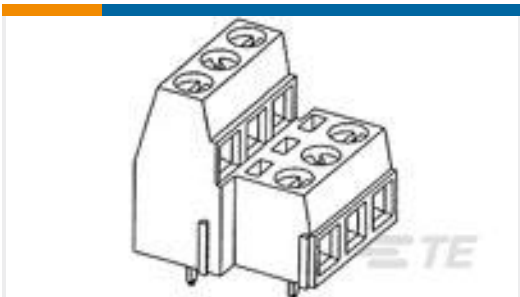
TE Part #1-640389-2  
12P MTA156 HDR ASSY SQ R/A F/L



TE Part #640389-3  
03P MTA156 HDR ASSY SQ R/A F/L



TE Part #60803-2  
.058 DIA PIN PC PTPPHBZ



TE Part #282868-2  
TERMI-BLOK PCB MOUNT 1&2 2P. 5



TE Part #9-1393113-3  
KUEP-3AA5-120=KU



TE Part #1520230-2  
7402K4=20 AMP TOGGLE



Documents

Product Drawings

ICCON,PIN,ASSY

English

CAD Files

3D PDF

3D

Customer View Model

ENG\_CVM\_CVM\_6643433-1\_A.2d\_dxf.zip

English

Customer View Model

ENG\_CVM\_CVM\_6643433-1\_A.3d\_igs.zip

English

Customer View Model

ENG\_CVM\_CVM\_6643433-1\_A.3d\_stp.zip

English

By downloading the CAD file I accept and agree to the [Terms and Conditions](#) of use.

Datasheets & Catalog Pages

POWER\_CONNECTORS\_CATALOG\_SEC01\_BOARD\_TO\_BOARD

English

2\_PIECE\_POWER\_CONNECTORS\_qrg\_4-1773458-1

English

Product Specifications

Application Specification

English