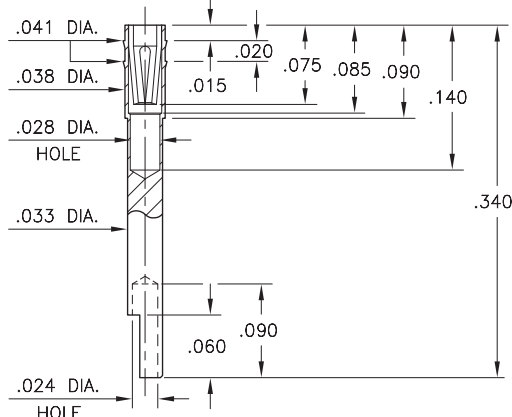


PRODUCT NUMBER: 1157-0-18-15-11-27-10-0

1157-0-18-XX-11-XX-10-0

Solder mount in .038 min. mounting hole
For wire sizes up to 26 AWG



DESCRIPTION

Solder Cup Receptacle

Durability:

1,000 Cycles Minimum

Current Rating:

3 Amps

Operating Temperature Range:

-55/+125° C (discontinuous)

Accepts .015"-.020" (0,381-0,508mm) diameter leads.

Mounting Feature:

Solder Mount

Wire Termination:

Soldercup up to 26 AWG

Mounting Hole: .038" (0,965mm)

Packaging: 18 - Packaged in Bulk

Shell Plating

10 μ " Gold over Nickel

Contact Plating

30 μ " Gold over Nickel

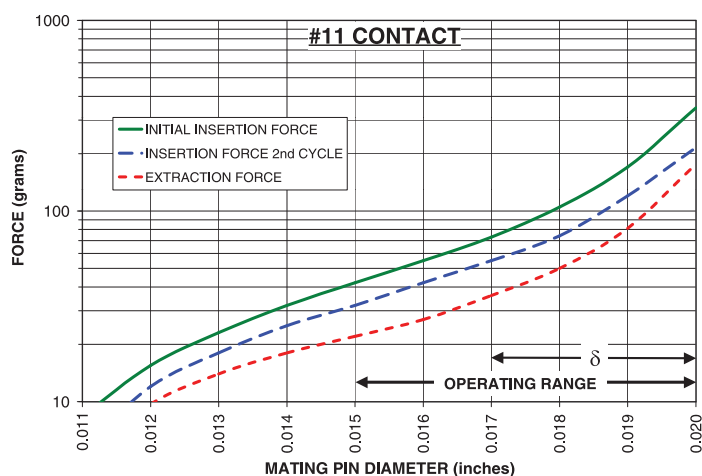
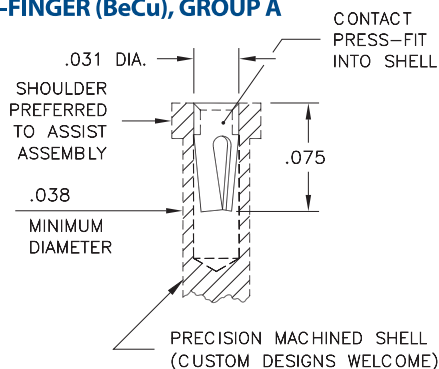
ROHS



CONTACT:

#11 CONTACT

FOR .015"-.020" DIAMETER PINS (δ = .003)
3-FINGER (BeCu), GROUP A



The insertion / extraction force characteristics above were derived using a 30 microinch gold-plated contact and polished steel gauge pins having a bullet-shaped tip.

The curves represent typical average values; they are best used to compare the differences between similar size contacts and to guide you in selecting one that is suitable for your application. Your results may vary, so for your specification, we encourage you to obtain complimentary samples for your evaluation.

Pin Diameter Range	.015"-.020" (0,381-0,508mm)		
Material	Beryllium Copper	Current Rating (amps)	3.00
Fingers	3	Compliance	.003" (0,76mm)
Length	.080" (2,032mm)	Group Code	A

CONTACT MATERIAL:

BERYLLIUM COPPER ALLOY 172 (UNS C17200) per ASTM B 194

Properties of BERYLLIUM COPPER:


- Chemical composition: Cu 98.1%, Be 1.9%
- Hardness: 36-43 Rockwell C
- Density: .298 lbs/in³
- Electrical Conductivity: 22% IACS*
- Resistance: 10 mΩ Max
- Operating Temperature: -55°C/+125°C
- Melting point: 980°C/865°C (liquidus/solidus)
- Stress Relaxation†: 96% of stress remains after 1,000 hours @ 100 °C; 70% of stress remains after 1,000 hours @ 200 °C

*International Annealed Copper Standard, i.e. as a % of pure copper.

†Since BeCu loses its spring properties over time at high temperatures; it is rated for continuous use up to 150 °C. For applications up to 300 °C, Mill-Max offers other materials. [Contact Tech Support](#) for more info.

ADDITIONAL NOTES & SPECIFICATIONS

In the interest of improved design, quality and performance, Mill-Max reserves the right to make changes in its specifications without prior notice. Specifications and tolerances are provided wherever possible. Due to the wide variety of interconnects Mill-Max offers, the specific tolerances vary from product to product. If you need information regarding the tolerance of a particular part, please contact Technical Services.

 © 2020 Mill-Max Mfg. Corp.
 190 Pine Hollow Rd , Oyster Bay, NY 11771, USA
 Phone: 516.922.6000