




Terminals & Splices > Ring Terminals



Ring Terminal Product Type: Closed Ring Tongue Terminal

Wire Size: 33100 – 52600 CMA

Stud Size: 3/8

Features

Product Type Features

Ring Terminal Product Type	Closed Ring Tongue Terminal
Stud Size	3/8
Sealable	No

Wire Insulation Support Retention Type	Insulation Support
--	--------------------

Configuration Features

Number of Holes	1
-----------------	---

Electrical Characteristics

Voltage Rating	600 V
----------------	-------

Body Features

Insulation Sleeve Color	Yellow
Stripe Color	Yellow

Contact Features

Barrel Type	Closed
Terminal Orientation	Straight
Terminal Plating Material	Tin



Mechanical Attachment

Wire Insulation Support	With
-------------------------	------

Dimensions

Wire Size	33100 – 52600 CMA
Stud Diameter	9.53 mm, 9.91 mm [.39 in]
Tongue Thickness	.79 mm [.031 in]
Product Length	51.16 mm [2.014 in]
Compatible Insulation Diameter (Max)	11.43 mm [.45 in]
Compatible Insulation Diameter Range	11.43 mm [.45 in]

Usage Conditions

Insulation Option	Partially Insulated
Operating Temperature Range	105 °C [221 °F]

Operation/Application

Compatible With Wire Base Material	Copper
Compatible With Wire Plating Material	Tin

Industry Standards

Government Qualified Terminal	No
-------------------------------	----

Packaging Features

Packaging Quantity	500
Packaging Method	Tape Mounted

Product Compliance

For compliance documentation, visit the product page on TE.com>

EU RoHS Directive 2011/65/EU	Compliant
EU ELV Directive 2000/53/EC	Compliant
China RoHS 2 Directive MIIT Order No 32, 2016	No Restricted Materials Above Threshold
EU REACH Regulation (EC) No. 1907/2006	Current ECHA Candidate List: JUNE 2024 (241) Candidate List Declared Against: JUNE 2024 (241) Does not contain REACH SVHC
Halogen Content	Not Low Halogen - contains Br or Cl > 900 ppm.
Solder Process Capability	Not applicable for solder process capability



Product Compliance Disclaimer

This information is provided based on reasonable inquiry of our suppliers and represents our current actual knowledge based on the information they provided. This information is subject to change. The part numbers that TE has identified as EU RoHS compliant have a maximum concentration of 0.1% by weight in homogenous materials for lead, hexavalent chromium, mercury, PBB, PBDE, DBP, BBP, DEHP, DIBP, and 0.01% for cadmium, or qualify for an exemption to these limits as defined in the Annexes of Directive 2011/65/EU (RoHS2). Finished electrical and electronic equipment products will be CE marked as required by Directive 2011/65/EU. Components may not be CE marked. Additionally, the part numbers that TE has identified as EU ELV compliant have a maximum concentration of 0.1% by weight in homogenous materials for lead, hexavalent chromium, and mercury, and 0.01% for cadmium, or qualify for an exemption to these limits as defined in the Annexes of Directive 2000/53/EC (ELV). Regarding the REACH Regulation, the information TE provides on SVHC in articles for this part number is based on the latest European Chemicals Agency (ECHA) 'Guidance on requirements for substances in articles' posted at this URL: <https://echa.europa.eu/guidance-documents/guidance-on-reach>


Compatible Parts



TE Part # 52266

TERMINAL R PG 4 5/16


Also in the Series | PLASTI-GRIP




Compression Connectors(3)



Crimp Wire Pins, Tabs & Ferrules(19)



Ring Terminals(300)



Spade Terminals(160)



Splices(46)

Customers Also Bought



TE Part #206838-1
23-24 RECEPT



TE Part #35364
TERMINAL,PIDG R 12-10 10



TE Part #4-1617806-7
FC-325-8=MS27418-2D



TE Part #66099-1
III+ PIN,18-16,30AU>10,LP



TE Part #34161
TERMINAL,PG R 16-14 10



TE Part #3-1617029-2
HFW1131K04 = M39016/6-107L



TE Part #1-330021-0
SPLICE,CE ECON 22-16



TE Part #921869-000
55A1821-16-9/96-9CS2275



TE Part #0076930001
CM-SCE-1/2-4H-9



TE Part #5260010007
TC-CAPS-4001-9

Documents

Product Drawings

TERMINAL R PG 4 3/8

English

CAD Files

3D PDF

3D

Customer View Model

ENG_CVM_CVM_1-52266-0_V.2d_dxf.zip

English

Customer View Model

ENG_CVM_CVM_1-52266-0_V.3d_igs.zip

English

Customer View Model

ENG_CVM_CVM_1-52266-0_V.3d_stp.zip

English

By downloading the CAD file I accept and agree to the [Terms and Conditions](#) of use.

Product Specifications



Application Specification

English

Agency Approvals

UL Report

English