



Connectors > PCB Connectors > Backplane Connectors > Eurocard Connectors



Connector & Housing Type: **Receptacle**

Connector System: **Board-to-Board**

Termination Post & Tail Length: **4.5 mm [ .177 in ]**

Number of Positions: **64**

Centerline (Pitch): **2.54 mm [ .1 in ]**

Features

Product Type Features

|                                   |                       |
|-----------------------------------|-----------------------|
| Connector & Housing Type          | Receptacle            |
| Connector System                  | Board-to-Board        |
| Connector & Contact Terminates To | Printed Circuit Board |
| DIN Size                          | Standard              |
| DIN Level                         | II                    |

Configuration Features

|                            |          |
|----------------------------|----------|
| Number of Positions        | 64       |
| Number of Rows             | 2        |
| PCB Mount Orientation      | Vertical |
| Number of Columns          | 32       |
| Number of Signal Positions | 64       |
| Rows Loaded                | A, B     |

Contact Features

|   |                                  |
|---|----------------------------------|
| PCB Contact Termination Area Plating Material Thickness | 2.54 µm[100 µin]                 |
| Contact Layout  | Inline                           |
| Contact Type  | Socket                           |
| Contact Underplating Material Thickness                 | 1.27 µm[50 µin]                  |
| Contact Mating Area Plating Material Thickness          | .76 µm[29.92 µin]                |
| Contact Mating Area Plating Material                    | Gold Flash over Palladium Nickel |
| Contact Underplating Material                           | Nickel                           |



|   |                            |
|---|----------------------------|
| PCB Contact Termination Area Plating Material | Tin-Lead                   |
| Contact Base Material                         | Phosphor Bronze            |
| Termination Features                          |                            |
| Termination Method to PCB                     | Through Hole - Solder      |
| Termination Post & Tail Length                | 4.5 mm[.177 in]            |
| Mechanical Attachment                         |                            |
| Mating Alignment Type                         | Polarization               |
| Mating Retention                              | Without                    |
| Mating Alignment                              | With                       |
| PCB Mount Alignment                           | Without                    |
| Panel Mount Feature                           | Without                    |
| Connector Mounting Type                       | Board Mount                |
| Housing Features                              |                            |
| Housing Material                              | Polyester - GF             |
| Centerline (Pitch)                            | 2.54 mm[.1 in]             |
| Dimensions                                    |                            |
| Connector Length                              | 93.98 mm[3.7 in]           |
| Connector Height                              | 11.51 mm[.453 in]          |
| Connector Width                               | 8.05 mm[.317 in]           |
| PCB Thickness (Recommended)                   | 1.57 mm[.062 in]           |
| Row-to-Row Spacing                            | 2.54 mm[.1 in]             |
| Usage Conditions                              |                            |
| Operating Temperature Range                   | -55 – 105 °C[-67 – 221 °F] |
| Operation/Application                         |                            |
| Shielded                                      | No                         |
| Circuit Application                           | Signal                     |
| Industry Standards                            |                            |
| Compatible With Approved Standards Products   | CSA LR7189, UL E28476      |
| UL Flammability Rating                        | UL 94V-0                   |
| Packaging Features                            |                            |
| Packaging Method                              | Box & Tray, Tray           |



Product Compliance

For compliance documentation, visit the product page on TE.com>

|   |   |
|---|---|
| EU RoHS Directive 2011/65/EU                  | Compliant   |
| EU ELV Directive 2000/53/EC                   | Compliant   |
| China RoHS 2 Directive MIIT Order No 32, 2016 | No Restricted Materials Above Threshold   |
| EU REACH Regulation (EC) No. 1907/2006        | Current ECHA Candidate List: JUNE 2024 (241)<br>Candidate List Declared Against: JUNE 2024 (241)<br>Does not contain REACH SVHC |
| Halogen Content                               | Not Low Halogen - contains Br or Cl > 900 ppm.  |
| Solder Process Capability                     | Wave solder capable to 240°C  |

Product Compliance Disclaimer

This information is provided based on reasonable inquiry of our suppliers and represents our current actual knowledge based on the information they provided. This information is subject to change. The part numbers that TE has identified as EU RoHS compliant have a maximum concentration of 0.1% by weight in homogenous materials for lead, hexavalent chromium, mercury, PBB, PBDE, DBP, BBP, DEHP, DIBP, and 0.01% for cadmium, or qualify for an exemption to these limits as defined in the Annexes of Directive 2011/65/EU (RoHS2). Finished electrical and electronic equipment products will be CE marked as required by Directive 2011/65/EU. Components may not be CE marked. Additionally, the part numbers that TE has identified as EU ELV compliant have a maximum concentration of 0.1% by weight in homogenous materials for lead, hexavalent chromium, and mercury, and 0.01% for cadmium, or qualify for an exemption to these limits as defined in the Annexes of Directive 2000/53/EC (ELV). Regarding the REACH Regulation, the information TE provides on SVHC in articles for this part number is based on the latest European Chemicals Agency (ECHA) ‘Guidance on requirements for substances in articles’ posted at this URL: <https://echa.europa.eu/guidance-documents/guidance-on-reach>

Compatible Parts



TE Part # 6-1393644-6  
[V42254B1200B640=PC612 MESSERLE](#)




TE Part # 6-1393644-3  
[V42254B1200B610=PC612 MESSERLE](#)

Also in the Series | Eurocard Type B




Eurocard Connectors(34)



Standard Edge Connectors(2)

Customers Also Bought



TE Part #281739-3  
HEADER HE14 STRAIGHT 2X3 P



TE Part #1879270-4  
RP 2A 49R9 0.1% 15PPM CUT LENGTH




TE Part #1393243-4  
RTE24012



TE Part #1-1123723-3  
3.96 EP HDR ASSY 3P(NATURAL)



TE Part #2-826576-0  
20P MOD 1 UNSHROUDED HEADER, ST, TIN



TE Part #7-2176238-0  
CPF A 0805 1M0 0.1% 25PPM 5K RL



TE Part #3-1393531-4  
V23535A3280C341=BKMOD422 FEDER



TE Part #1-1393788-1  
V23079A1003B301



TE Part #1310963001  
ACW0219-0.50-0(NS)

Documents

- CAD Files
- Customer View Model
- ENG\_CVM\_CVM\_1-1393641-4\_A.2d\_dxf.zip
- English
- 3D PDF
- 3D
- Customer View Model
- ENG\_CVM\_CVM\_1-1393641-4\_A.3d\_igs.zip



English

Customer View Model

[ENG\\_CVM\\_CVM\\_1-1393641-4\\_A.3d\\_stp.zip](#)

English

By downloading the CAD file I accept and agree to the [Terms and Conditions](#) of use.