



Connectors > D-Shaped Connectors > D-Sub Connectors > Box Mount D-Sub Connectors



Connector & Housing Type: **Plug**
Connector System: **Cable-to-Cable**
Number of Positions: **78**
Power/Signal/Coax Combination: **No**
Connector Shell Size: **5**

Features

Product Type Features

Connector & Housing Type	Plug
Connector System	Cable-to-Cable
Connector Shell Size	5
Sealable	No
Connector & Contact Terminates To	Wire & Cable

Configuration Features

Number of Positions	78
Power/Signal/Coax Combination	No

Body Features

Rear Shell Material	Steel
Rear Shell Plating Material	Cadmium
Front Shell Plating Material	Cadmium
Mating Retention Feature Material	Stainless Steel
Front Shell Material	Steel

Contact Features

Contact Options	Supplied – Uninstalled
	50 µin
Contact Mating Area Plating Material	Gold



Contact Base Material	Copper Alloy
Contact Type	Pin
Contact Size	Size 22
Contact Current Rating (Max)	5 A

Termination Features

Termination Method to Wire & Cable	Crimp
------------------------------------	-------

Mechanical Attachment

Mounting Hole Diameter	3.17 mm[.125 in]
Connector Mounting Type	Panel Mount
Mating Alignment	Without

Housing Features

Centerline (Pitch)	2.29 mm[.09 in]
--------------------	-----------------

Usage Conditions

Operating Temperature Range	-55 – 125 °C[-67 – 257 °F]
-----------------------------	----------------------------

Operation/Application

Circuit Application	Signal
---------------------	--------

Packaging Features

Packaging Method	Package
------------------	---------

Product Compliance

For compliance documentation, visit the product page on TE.com>

EU RoHS Directive 2011/65/EU	Not Compliant
EU ELV Directive 2000/53/EC	Not Compliant
China RoHS 2 Directive MIIT Order No 32, 2016	Restricted Materials Above Threshold
EU REACH Regulation (EC) No. 1907/2006	Current ECHA Candidate List: JUNE 2024 (241) Candidate List Declared Against: JAN 2024 (240) SVHC > Threshold: Cd (2.55% in Component Part) Article Safe Usage Statements: Use personal protective equipment as required. Do not eat, drink or smoke when using this product. Recycle if possible and dispose of the article by following all applicable governmental regulations relevant to your geographic location.
Halogen Content	Not Yet Reviewed for halogen content
Solder Process Capability	Not reviewed for solder process capability



Product Compliance Disclaimer

This information is provided based on reasonable inquiry of our suppliers and represents our current actual knowledge based on the information they provided. This information is subject to change. The part numbers that TE has identified as EU RoHS compliant have a maximum concentration of 0.1% by weight in homogenous materials for lead, hexavalent chromium, mercury, PBB, PBDE, DBP, BBP, DEHP, DIBP, and 0.01% for cadmium, or qualify for an exemption to these limits as defined in the Annexes of Directive 2011/65/EU (RoHS2). Finished electrical and electronic equipment products will be CE marked as required by Directive 2011/65/EU. Components may not be CE marked. Additionally, the part numbers that TE has identified as EU ELV compliant have a maximum concentration of 0.1% by weight in homogenous materials for lead, hexavalent chromium, and mercury, and 0.01% for cadmium, or qualify for an exemption to these limits as defined in the Annexes of Directive 2000/53/EC (ELV). Regarding the REACH Regulations, TE’s information on SVHC in articles for this part number is still based on the European Chemical Agency (ECHA) ‘Guidance on requirements for substances in articles’(Version: 2, April 2011), applying the 0.1% weight on weight concentration threshold at the finished product level. TE is aware of the European Court of Justice ruling of September 10th, 2015 also known as O5A (Once An Article Always An Article) stating that, in case of ‘complex object’, the threshold for a SVHC must be applied to both the product as a whole and simultaneously to each of the articles forming part of its composition. TE has evaluated this ruling based on the new ECHA “Guidance on requirements for substances in articles” (June 2017, version 4.0) and will be updating its statements accordingly.

Compatible Parts




TE Part # 204370-2
PIN CONTACT,Sz22D,22-28 AWG




TE Part # 91067-1
INSERTION/EXTRACTION TOOL


Customers Also Bought




TE Part #487547-1
FFC RCPT CONTACT .050CL



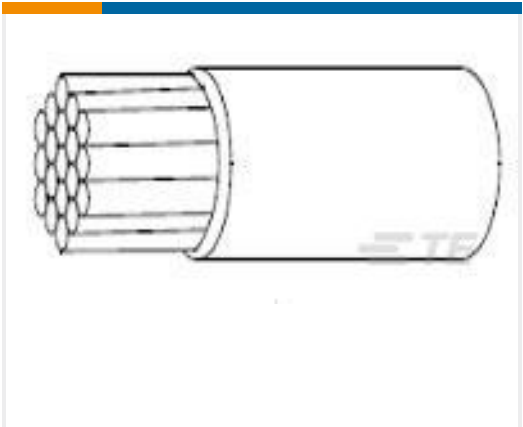
TE Part #207252-2
PLUG ASSY,SZ 1,AMPLIMITE




TE Part #C60253-000
D-200-84




TE Part #204518-2
RECEPT ASSY,62 POSN,AMPLIMITE



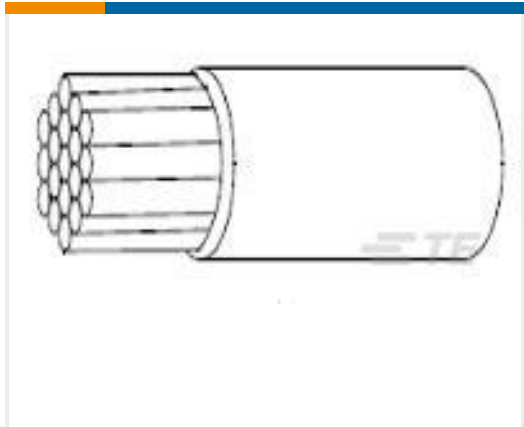
TE Part #216385-001
22759/32-20-0



TE Part #53408-1
PIDG PVF2 R 22-16COM22-18MIL 8



TE Part #YDTS20W25-19ABV001
RECP ASSY



TE Part #216367-001
22759/33-22-9



Documents

Product Drawings

AMPLIMITE,ASY,PLUG,STD,90,5,KIT

English

CAD Files

Customer View Model

ENG_CVM_204521-3_H.3d_igs.zip

English

Customer View Model

ENG_CVM_204521-3_H.3d_stp.zip

English

Customer View Model

ENG_CVM_204521-3_H.2d_dxf.zip

English

3D PDF

English

By downloading the CAD file I accept and agree to the [Terms and Conditions](#) of use.

Datasheets & Catalog Pages

1308940_Sec8_amplimite

English

Instruction Sheets

Instruction Sheet (U.S.)

English