

R10-E2P4-V700

✓ ACTIVE

Potter & Brumfield | Potter & Brumfield R10

TE Internal #: 1393767-4

General Purpose Power Relay, Monostable, .9 W Coil, 700 ohm Coil Resistance, Sensitive Version, Potter & Brumfield R10, Power Relays

[View on TE.com >](#)



Relays & Contactors > Relays > Power Relays



Relay Type: **General Purpose Power Relay**

Coil Magnetic System: **Monostable**

Coil Power Rating DC: **.9 W**

Coil Resistance: **700 Ω**

Coil Special Features: **Sensitive Version**

Features

Product Type Features

Relay Type	General Purpose Power Relay
------------	-----------------------------

Configuration Features

Contact Special Features	Bifurcated/Twin Contacts
Coil Special Features	Sensitive Version
Contact Arrangement	4 Form C 4PDT-CO
Contact Number of Poles	4

Electrical Characteristics

Insulation Initial Dielectric Between Open Contacts	500 Vrms
Contact Limiting Making Current	3 A
Contact Limiting Short-Time Current	3 A
Contact Limiting Continuous Current	3 A
Insulation Initial Dielectric Between Adjacent Contacts	1000 Vrms
Insulation Initial Dielectric Between Contacts & Coil	1000 Vrms
Insulation Initial Resistance	10000 MΩ
Contact Limiting Breaking Current	3 A
Coil Power Rating DC	.9 W
Coil Resistance	700 Ω
Coil Voltage Rating	24 VDC
Contact Current Rating	3 A



Contact Switching Load (Min)	0mA @ 0V
Contact Voltage Rating	120 VAC
Body Features	
Product Weight	40 g[1.41 oz]
Contact Features	
Contact Plating Material	Gold
Contact Material	Ag
Termination Features	
Relay Connection Type	Plug-In
Terminal Configuration	Solder Pins
Mechanical Attachment	
Product Mount Type	Printed Circuit Board
Dimensions	
Product Width	18.66 mm[.734 in]
Product Length	24.13 mm[.95 in]
Product Height	29.97 mm[1.17 in]
Usage Conditions	
Environmental Category of Protection	RTI
Environmental Ambient Temperature (Max)	75 °C[167 °F]
Operating Temperature Range	-55 – 75 °C
Operation/Application	
Current Type	DC
Coil Magnetic System	Monostable
Packaging Features	
Packaging Method	Package
Other	
Length Class (Mechanical)	20 – 25 mm
Environmental Ambient Temperature Class	70 – 85 °C
Height Class (Mechanical)	30 – 40 mm
Coil Power Rating Class	.8 – 1 W
Width Class (Mechanical)	16 – 20 mm



Contact Current Class

16 A

Product Compliance

For compliance documentation, visit the product page on TE.com>

EU RoHS Directive 2011/65/EU	Compliant with Exemptions
EU ELV Directive 2000/53/EC	Compliant with Exemptions
China RoHS 2 Directive MIIT Order No 32, 2016	Restricted Materials Above Threshold
EU REACH Regulation (EC) No. 1907/2006	Current ECHA Candidate List: JUNE 2024 (241) Candidate List Declared Against: JAN 2023 (233) SVHC > Threshold: Pb (3.7% in Component Part) Article Safe Usage Statements: Do not eat, drink or smoke when using this product. Wash thoroughly after handling. Recycle if possible and dispose of the article by following all applicable governmental regulations relevant to your geographic location.
Halogen Content	Not Yet Reviewed for halogen content
Solder Process Capability	Wave solder capable to 260°C


Product Compliance Disclaimer

This information is provided based on reasonable inquiry of our suppliers and represents our current actual knowledge based on the information they provided. This information is subject to change. The part numbers that TE has identified as EU RoHS compliant have a maximum concentration of 0.1% by weight in homogenous materials for lead, hexavalent chromium, mercury, PBB, PBDE, DBP, BBP, DEHP, DIBP, and 0.01% for cadmium, or qualify for an exemption to these limits as defined in the Annexes of Directive 2011/65/EU (RoHS2). Finished electrical and electronic equipment products will be CE marked as required by Directive 2011/65/EU. Components may not be CE marked. Additionally, the part numbers that TE has identified as EU ELV compliant have a maximum concentration of 0.1% by weight in homogenous materials for lead, hexavalent chromium, and mercury, and 0.01% for cadmium, or qualify for an exemption to these limits as defined in the Annexes of Directive 2000/53/EC (ELV). Regarding the REACH Regulation, the information TE provides on SVHC in articles for this part number is based on the latest European Chemicals Agency (ECHA) 'Guidance on requirements for substances in articles' posted at this URL: <https://echa.europa.eu/guidance-documents/guidance-on-reach>


Compatible Parts



Also in the Series | [Potter & Brumfield R10](#)



PCB Headers & Receptacles(1)



Power Relays(135)



Relay Accessories(30)

Customers Also Bought



TE Part #3-640442-8
08P MTA100 CONN ASSY BLU




TE Part #640452-2
02P MTA100 HDR ASSY SQ STR



TE Part #5103309-2
A/L LOW PRO HDR 14P VERT BLACK



TE Part #1-206934-1
CPC RECPT ASSEMBLY SIZE 23-37



TE Part #5-103735-4
05 MTE HDR SRST LATCH .100CL



TE Part #5-1437657-7
8PCV-02-006=#8 TRIBARRIER TERM



TE Part #1-84953-1
1MM FPC HORZ.TOP CONT.ASSY 11P



TE Part #5-102202-7
10 MODII HDR SRST SHRD LF



TE Part #284517-2
2P TERMIBLOK HDR DIR POLAR

Documents

CAD Files

3D PDF

3D

Customer View Model

ENG_CVM_CVM_1393767-4_A.2d_dxf.zip

English

Customer View Model

ENG_CVM_CVM_1393767-4_A.3d_igs.zip



English

Customer View Model

[ENG_CVM_CVM_1393767-4_A.3d_stp.zip](#)

English

By downloading the CAD file I accept and agree to the [Terms and Conditions](#) of use.

Datasheets & Catalog Pages

[R10 General Purpose Dry Circuit to 7.5 Amp Multicontact AC or DC Relay](#)

English

Product Specifications

[Definitions General Purpose Relays](#)

English

Agency Approvals

[CSA Certificate](#)

English