

ANT-433-MHW-SMA-S

✓ ACTIVE

TE Internal #: ANT-433-MHW-SMA-S

Module Antenna, Single Band, LPWAN / LoRaWAN, Remote

Mount, Adhesive, SMA, Omnidirectional, Single Port, Gain 0 < 3 dBi

[View on TE.com >](#)



Antennas



Wireless Application: **LoRaWAN, LPWAN**

Mounting Location: **Remote**

Mounting Type: **Adhesive**

Frequency Category: **410 – 470**

Antenna Type: **Module**

Features

Product Type Features

Antenna Termination	SMA
Antenna Product Type	Antenna

Configuration Features

Antenna Style	Whip
Mounting Location	Remote
Antenna Type	Module
Band Type	Single Band
Port Configuration	Single Port

Electrical Characteristics

VSWR (Max)	<1.9:1
Impedance	50 Ω

Signal Characteristics

Gain (Max)	1.2 dB
Frequency Band	433 MHz
Frequency Category	410 – 470
Peak Gain	0 < 3 dBi

Body Features

Product Weight	40.1 g[1.41446 oz]
----------------	--------------------



Mechanical Attachment

Polarization	Linear
Mounting Type	Adhesive

Dimensions

Cable Length	2 m[6.56 ft]
Product Width	15.5 mm[.61 in]
Product Length	145 mm[5.71 in]
Product Height	9.7 mm[.38 in]

Operation/Application

Directionality	Omnidirectional
----------------	-----------------

Industry Standards

Wireless Application	LoRaWAN, LPWAN
Primary Application	LoRaWAN, LPWAN

Product Compliance

For compliance documentation, visit the product page on TE.com>

EU RoHS Directive 2011/65/EU	Compliant with Exemptions
EU ELV Directive 2000/53/EC	Not Yet Reviewed
China RoHS 2 Directive MIIT Order No 32, 2016	Restricted Materials Above Threshold
EU REACH Regulation (EC) No. 1907/2006	Current ECHA Candidate List: JUNE 2024 (241) Candidate List Declared Against: JUNE 2024 (241) SVHC > Threshold: Pb (4% in Component Part) <b>Article Safe Usage Statements:</b> Do not eat, drink or smoke when using this product. Wash thoroughly after handling. Recycle if possible and dispose of the article by following all applicable governmental regulations relevant to your geographic location.
Halogen Content	BFR/CFR/PVC Free, but Br/Cl >900 ppm in other sources.
Solder Process Capability	Not reviewed for solder process capability

Product Compliance Disclaimer

This information is provided based on reasonable inquiry of our suppliers and represents our current actual knowledge based on the information they provided. This information is subject to change. The part numbers that TE has identified as EU RoHS compliant have a maximum concentration of 0.1% by weight in homogenous materials for lead, hexavalent chromium, mercury, PBB, PBDE, DBP, BBP, DEHP, DIBP, and 0.01% for cadmium, or qualify for an exemption to these limits as defined in the Annexes of Directive 2011/65/EU (RoHS2). Finished electrical and electronic equipment products will be CE marked as required by Directive 2011/65/EU. Components may not be CE marked. Additionally, the part numbers that TE has identified as EU ELV compliant have a maximum concentration of 0.1% by weight in homogenous materials for lead, hexavalent chromium, and mercury, and 0.01% for cadmium, or qualify for an exemption to these limits



as defined in the Annexes of Directive 2000/53/EC (ELV). Regarding the REACH Regulations, TE’s information on SVHC in articles for this part number is still based on the European Chemical Agency (ECHA) ‘Guidance on requirements for substances in articles’(Version: 2, April 2011), applying the 0.1% weight on weight concentration threshold at the finished product level. TE is aware of the European Court of Justice ruling of September 10th, 2015 also known as O5A (Once An Article Always An Article) stating that, in case of ‘complex object’, the threshold for a SVHC must be applied to both the product as a whole and simultaneously to each of the articles forming part of its composition. TE has evaluated this ruling based on the new ECHA “Guidance on requirements for substances in articles” (June 2017, version 4.0) and will be updating its statements accordingly.

Compatible Parts



TE Part # CONSMA001  
SMA Jack 50 Ohm PCB Through Hole



TE Part # CONSMA002-L-G  
SMA Jack 50 Ohm PCB Through Hole

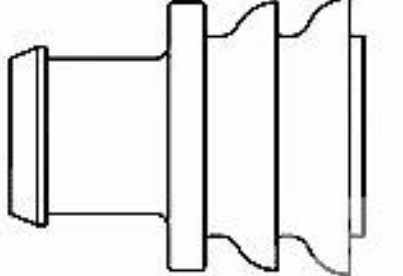


TE Part # CONSMA002-SMD-G  
SMA Jack 50 Ohm PCB Surface Mount




TE Part # CONSMA008-G  
SMA Jack 50 Ohm Through Hole PCB


Customers Also Bought




TE Part #282081-1  
RUBBER PLUG




TE Part #ANT-418-PW-QW  
Antenna 1/4 Wave Whip 418MHz RG174




TE Part #ANT-433-CW-HWR-SMA  
Antenna 1/4 Wave Whip Swivel 433MHz SMA




TE Part #ANT-433-CW-QW-SMA  
Antenna 1/4 Wave Whip 433MHz SMA




TE Part #ANT-433-MHW-RPS-S  
Antenna 433MHz Dipole MHW Short RPS




TE Part #RXM-418-KH3  
Module KH3 418MHz AM OOK RX RCVR




TE Part #RXM-418-LR  
Module LR 418MHz AM OOK RX RCVR



TE Part #TXM-418-KH3  
Module KH3 418MHz AM OOK TX XMTR



TE Part #TXM-418-LR  
Module LR 418MHz AM OOK TX XMTR



TE Part #TXM-433-LR  
Module LR 433MHz AM OOK TX XMTR

Documents



Product Drawings

Antenna 433MHz Dipole MHW Short SMA

English

CAD Files

Customer View Model

ENG\_CVM\_CVM\_ANT-433-MHW-SMA-S\_A.2d\_dxf.zip

English

3D PDF

3D

Customer View Model

ENG\_CVM\_CVM\_ANT-433-MHW-SMA-S\_A.3d\_igs.zip

English

Customer View Model

ENG\_CVM\_CVM\_ANT-433-MHW-SMA-S\_A.3d\_stp.zip

English

By downloading the CAD file I accept and agree to the [Terms and Conditions](#) of use.

Datasheets & Catalog Pages

ANT-433-MHW-xxx-x

English