



Connectors > PCB Connectors > Wire-to-Board Connectors > Wire-to-Board Connector Assemblies & Housings >
Receptacle and Tab Housing: 16 mm Pitch, 630V



Connector Product Type: **Housing**

Connector & Housing Type: **Housing for Male Terminals**

Connector System: **Wire-to-Wire**

Number of Positions: **4**

Centerline (Pitch): **10.16 mm [.4 in]**

[All Receptacle and Tab Housing: 16 mm Pitch, 630V \(4\)](#)

Features

Product Type Features

Connector Product Type	Housing
Connector & Housing Type	Housing for Male Terminals
Connector System	Wire-to-Wire
Sealable	No
Connector & Contact Terminates To	Wire & Cable

Configuration Features

Number of Positions	4
Number of Rows	2

Body Features

Primary Product Color	Black
-----------------------	-------

Termination Features

Termination Method to Wire & Cable	Crimp
------------------------------------	-------

Mechanical Attachment

Mating Retention	With
Connector Mounting Type	Panel Mount



Housing Features

Centerline (Pitch)	10.16 mm[.4 in]
--------------------	-----------------

Dimensions

Row-to-Row Spacing	16 mm[.629 in]
--------------------	----------------

Usage Conditions

Operating Temperature Range	-55 – 105 °C[-67 – 221 °F]
-----------------------------	----------------------------

Operation/Application

Circuit Application	Power
---------------------	-------

Product Compliance

For compliance documentation, visit the product page on [TE.com](#)>

EU RoHS Directive 2011/65/EU	Compliant
EU ELV Directive 2000/53/EC	Compliant
China RoHS 2 Directive MIIT Order No 32, 2016	No Restricted Materials Above Threshold
EU REACH Regulation (EC) No. 1907/2006	Current ECHA Candidate List: JUNE 2024 (241) Candidate List Declared Against: JUNE 2024 (241) Does not contain REACH SVHC
Halogen Content	Not Low Halogen - contains Br or Cl > 900 ppm.
Solder Process Capability	Not applicable for solder process capability

Product Compliance Disclaimer

This information is provided based on reasonable inquiry of our suppliers and represents our current actual knowledge based on the information they provided. This information is subject to change. The part numbers that TE has identified as EU RoHS compliant have a maximum concentration of 0.1% by weight in homogenous materials for lead, hexavalent chromium, mercury, PBB, PBDE, DBP, BBP, DEHP, DIBP, and 0.01% for cadmium, or qualify for an exemption to these limits as defined in the Annexes of Directive 2011/65/EU (RoHS2). Finished electrical and electronic equipment products will be CE marked as required by Directive 2011/65/EU. Components may not be CE marked. Additionally, the part numbers that TE has identified as EU ELV compliant have a maximum concentration of 0.1% by weight in homogenous materials for lead, hexavalent chromium, and mercury, and 0.01% for cadmium, or qualify for an exemption to these limits as defined in the Annexes of Directive 2000/53/EC (ELV). Regarding the REACH Regulation, the information TE provides on SVHC in articles for this part number is based on the latest European Chemicals Agency (ECHA) ‘Guidance on requirements for substances in articles’ posted at this URL: <https://echa.europa.eu/guidance-documents/guidance-on-reach>

Compatible Parts





TE Part # CAT-D9934-A86
Contact: Component To Wire; 55-60A, 16-6 Wire Size




TE Part # 2134055-1
DYNAMIC D7100 SOCKET HSG ASSY 4P XX




TE Part # 2040080-1
DYNAMIC D7000 EXTRACTIVE TOOL 4P XX

Also in the Series


Dynamic 7000 Series



Connector Contacts(10)



PCB Headers & Receptacles(1)



Wire-to-Board Connector Assemblies & Housings(8)

Customers Also Bought



TE Part #2-917808-2
DYNAMIC D-5200M TAB HSG 4P Y-Y



TE Part #353717-2
DYNAMIC D-3 REC CONT. 3L AU 0.38 L/P



TE Part #1-179552-2
DYNAMIC D-3200S TAB HSG 2P K/X



TE Part #1879447-2
TE 200W 1R2 5% Bracket



TE Part #170332-1
PL 187 RECEPTACLE 18-14 AWG PTPBR



TE Part #171630-1
E-J MK-2 070 REC CONT



TE Part #1981823-1
DYNAMIC D7100 HDR ASSY H 4P XX SQ



TE Part #2312735-2
HMN-HD4-6-M

Documents

Product Drawings

DYNAMIC D7100 PIN HSG ASSY 4P XX

Japanese

CAD Files

3D PDF

3D



Customer View Model

[ENG_CVM_CVM_2134057-1_C_c-2134057-1-c.2d_dxf.zip](#)

English

Customer View Model

[ENG_CVM_CVM_2134057-1_C_c-2134057-1-c.3d_igs.zip](#)

English

Customer View Model

[ENG_CVM_CVM_2134057-1_C_c-2134057-1-c.3d_stp.zip](#)

English

By downloading the CAD file I accept and agree to the [Terms and Conditions](#) of use.

Datasheets & Catalog Pages

[1-1773721-5_DYNAMIC_SERIES_QRG](#)

English

Product Specifications

[Application Specification](#)

Japanese

Instruction Sheets

[Instruction Sheet \(U.S.\)](#)

English

Agency Approvals

[TUV Certificate](#)

English