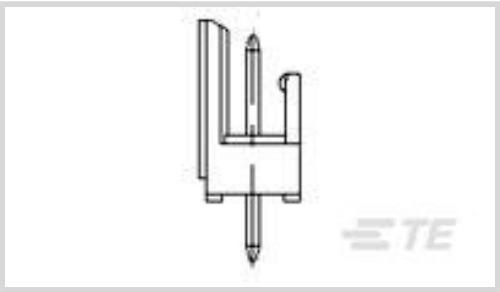




Connectors > PCB Connectors > PCB Headers & Receptacles



PCB Connector Assembly Type: **PCB Mount Header**

PCB Mount Orientation: **Vertical**

Connector System: **Board-to-Board**

Number of Positions: **2**

Number of Rows: **1**

Features

Product Type Features

PCB Connector Assembly Type	PCB Mount Header
Connector System	Board-to-Board
Header Type	Partially Shrouded
Sealable	No
Connector & Contact Terminates To	Printed Circuit Board

Configuration Features

Stackable	No
Connector Contact Load Condition	Fully Loaded
PCB Mount Orientation	Vertical
Number of Positions	2
Number of Rows	1

Electrical Characteristics

Insulation Resistance	1 MΩ
-----------------------	------

Body Features

Connector Profile	Standard
Primary Product Color	Natural

Contact Features

Contact Mating Area Length	5.2 mm[.205 in]
Contact Layout	Inline



Mating Pin Diameter	.64 mm[.025 in]
Contact Shape & Form	Round
Contact Base Material	Phosphor Bronze
Contact Mating Area Plating Material	Tin
Contact Mating Area Plating Material Thickness	1.3 μm[51.18 μin]
Contact Type	Pin

Termination Features

Termination Post & Tail Diameter	.64 mm[.025 in]
Termination Post & Tail Length	2.9 mm[.114 in]
Termination Method to PCB	Through Hole - Solder

Mechanical Attachment

Mating Retention	With
Mating Alignment	With
Mating Alignment Type	Polarized
PCB Mount Retention	Without
PCB Mount Alignment	Without
Connector Mounting Type	Board Mount

Housing Features

Centerline (Pitch)	2.54 mm[.1 in]
Housing Material	PBT GF

Dimensions

Connector Height	8.8 mm[.34 in]
	1.3 in

Operation/Application

Solder Process Feature	Board Standoff
Circuit Application	Signal

Industry Standards

UL Flammability Rating	UL 94V-0
------------------------	----------

Packaging Features

Packaging Quantity	2500
Packaging Method	Package



Product Compliance

For compliance documentation, visit the product page on TE.com>

EU RoHS Directive 2011/65/EU	Compliant
EU ELV Directive 2000/53/EC	Compliant
China RoHS 2 Directive MIIT Order No 32, 2016	No Restricted Materials Above Threshold
EU REACH Regulation (EC) No. 1907/2006	Current ECHA Candidate List: JUNE 2024 (241) Candidate List Declared Against: JUNE 2023 (235) Does not contain REACH SVHC
Halogen Content	Not Low Halogen - contains Br or Cl > 900 ppm.
Solder Process Capability	Wave solder capable to 265°C

Product Compliance Disclaimer

This information is provided based on reasonable inquiry of our suppliers and represents our current actual knowledge based on the information they provided. This information is subject to change. The part numbers that TE has identified as EU RoHS compliant have a maximum concentration of 0.1% by weight in homogenous materials for lead, hexavalent chromium, mercury, PBB, PBDE, DBP, BBP, DEHP, DIBP, and 0.01% for cadmium, or qualify for an exemption to these limits as defined in the Annexes of Directive 2011/65/EU (RoHS2). Finished electrical and electronic equipment products will be CE marked as required by Directive 2011/65/EU. Components may not be CE marked. Additionally, the part numbers that TE has identified as EU ELV compliant have a maximum concentration of 0.1% by weight in homogenous materials for lead, hexavalent chromium, and mercury, and 0.01% for cadmium, or qualify for an exemption to these limits as defined in the Annexes of Directive 2000/53/EC (ELV). Regarding the REACH Regulation, the information TE provides on SVHC in articles for this part number is based on the latest European Chemicals Agency (ECHA) 'Guidance on requirements for substances in articles' posted at this URL: <https://echa.europa.eu/guidance-documents/guidance-on-reach>

Customers Also Bought




TE Part #1-2007492-5
SFP+assy 2x1 EMI Springs 4LP Sn Enhanced




TE Part #9-215460-0
MICRO-MATCH FSID P




TE Part #826926-3
3P AMPMODU II PIN HDR.




TE Part #5212044-1
5 CIRC DIN RCPT GRND SHLD




TE Part #2176308-4
RP 1E 0.1W 143K 0.1% 25PPM 5K RL



TE Part #284166-E
STVB 64 F AB VV 7-00 TL 4,0 * 247 E007 1



TE Part #384265-E
STVB/2 32 M AB VV 4-00 0606 ** 247 E007



TE Part #928205-4
4P TELFIX BU-GEH



Documents

CAD Files

3D PDF

3D

Customer View Model

ENG_CVM_CVM_828548-2_E.2d_dxf.zip

English

Customer View Model

ENG_CVM_CVM_828548-2_E.3d_igs.zip

English

Customer View Model

ENG_CVM_CVM_828548-2_E.3d_stp.zip

English

By downloading the CAD file I accept and agree to the [Terms and Conditions](#) of use.