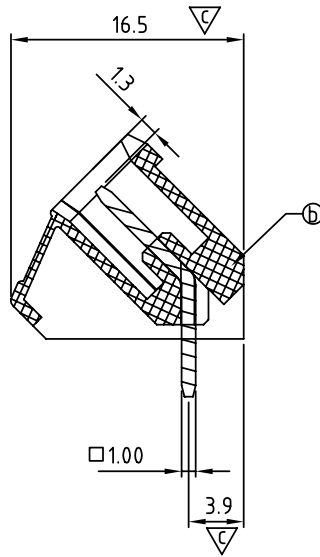
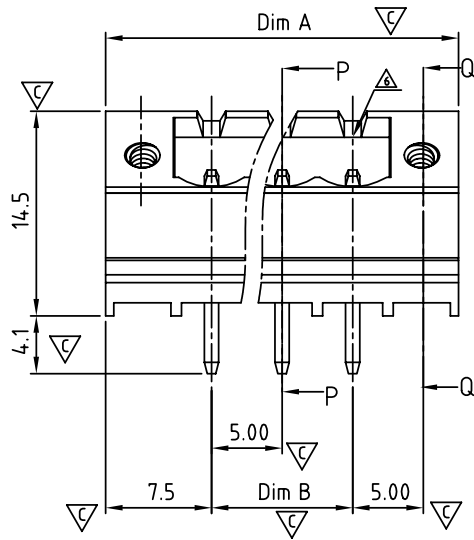
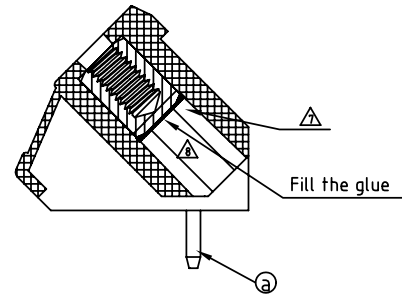


DimA=(N+2)×5.0  
DimB=(N-1)×5.0  
N=NUMBER OF POLES

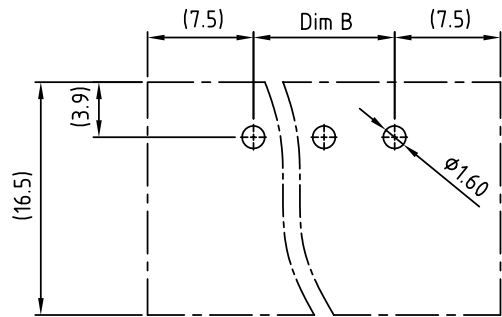
POLES	TOL
2p-6p	+0.15/-0.15
7p-12p	+0.20/-0.20
13p-18p	+0.30/-0.30
19p-24p	+0.40/-0.40



SECTION P-P



SECTION Q-Q



RECOMMENDED PCB LAYOUT

SIGN	DATE	DESCRIPTION	APPROVER
△	8/07'06	Added VDE and TUV standard	Liang ren song
△	1/27'07	Soldering temperature changed from 245° to 250°	Tony
△	6/19'08	Operating temperature is changed	Marvin
△	6/19'08	With flange is changed	Marvin
△	10/27'09	The material is changed from Brass to Copper	Jacke
△	10/11'10	The design is changed	Jacke
△	10/11'10	The design is changed from the round hole to hexagonal hole	Jacke
△	04/28'12	Flange Nut is changed	Guoxue
THIS IS CAD DRAWING, DO NOT REVISE MANUALLY!!!			

Material:

- Item a Male contact pin: Copper Tin plated
- Item b Terminal(housing): Thermoplastic (UL94V-0)
- Item c With flange nut: Brass ,M2.5

- △ Electrical: cULus /VDE/TUV
- Voltage rating: 300V/300V/300V
- Current rating: 15A/17A/20A
- Withstanding Voltage: 1.6 KV/2.5KV/2.5KV
- △ ● Operating temperature: -40°C to +115°C
- △ ● Soldering temperature: 250°C±10°C/5 Sec
- Safety Approval: cULus VDE TUV
- Critical dimension: △

VK xx 7 2 x 0 xxxx G

No. OF POLES  
02: 2 POLES  
:  
24: 24 POLES

COLOR  
0 Black (RAL9005)  
2 Red (RAL3001/D)  
3 Orange(RAL2011/P)  
4 Yellow(RAL1018/A)  
5 Green(RAL6018/T)  
6 Blue (RAL5015/A)  
8 Grey(RAL7035/D)

G RoHS compliant  
(lead<4%)  
In copper Alloy  
0000: "@" Logo  
000A: "ANYTEK" Logo  
Any special item by  
customer request.  
please contact sales  
department.

ANYTEK

CUSTOMER COPY

ALL RIGHTS RESERVED. REPRODUCTION OR ISSUE TO THIRD PARTIES IN ANY FORM WHATSOEVER IS NOT PERMITTED WITHOUT WRITTEN AUTHORITY FROM THE PROPRIETOR. PROPERTY OF ANYTEK TECHNOLOGY CO., LTD

TITLE		VK-5.0 Series With flange type			
PART NO.	VKxx72x0xxxxG			DWG NO.	8VK0203
APPROVED	CHECKED	DESIGNED	DRAWN	CUST NO.	
		Guoxue 2012.04.28	Guoxue 2012.04.28		Tolerance
					X. ±0.50
					X.X ±0.30
					X.XX ±0.10
					X° ±1°
				SHEET: 01/01	REV.: I

# Mouser Electronics

Authorized Distributor

Click to View Pricing, Inventory, Delivery & Lifecycle Information:

## Amphenol:

<a href="#"><u>VK0872500000G</u></a>	<a href="#"><u>VK1572500000G</u></a>	<a href="#"><u>VK1372500000G</u></a>	<a href="#"><u>VK2272500000G</u></a>	<a href="#"><u>VK0272500000G</u></a>	<a href="#"><u>VK2172500000G</u></a>
<a href="#"><u>VK1272500000G</u></a>	<a href="#"><u>VK2472500000G</u></a>	<a href="#"><u>VK1772500000G</u></a>	<a href="#"><u>VK0772500000G</u></a>	<a href="#"><u>VK0372500000G</u></a>	<a href="#"><u>VK0472500000G</u></a>
<a href="#"><u>VK2072500000G</u></a>	<a href="#"><u>VK1872500000G</u></a>	<a href="#"><u>VK0672500000G</u></a>	<a href="#"><u>VK1672500000G</u></a>	<a href="#"><u>VK0572500000G</u></a>	<a href="#"><u>VK1972500000G</u></a>
<a href="#"><u>VK1172500000G</u></a>	<a href="#"><u>VK1472500000G</u></a>	<a href="#"><u>VK2372500000G</u></a>	<a href="#"><u>VK1072500000G</u></a>	<a href="#"><u>VK0972500000G</u></a>	