

CONREVSMA002-L-G

✓ ACTIVE

TE Internal #: CONREVSMA002-L-G
RP-SMA RF Interface, Jack, 50 ohm, Threaded, 18 GHz Operating Frequency, 1 Position, Printed Circuit Board, Board Mount / Panel Mount
[View on TE.com >](#)



Connectors > RF Connectors > Coax Connectors



RF Interface: **RP-SMA**
RF Connector Style: **Jack**
Impedance: **50 Ω**
RF Connector Coupling Mechanism: **Threaded**
Operating Frequency: **18 GHz**

Features

Product Type Features

Connector Product Type	Connector Assembly
RF Interface	RP-SMA
RF Connector Style	Jack
Sealable	No
Connector & Contact Terminates To	Printed Circuit Board

Configuration Features

PCB Mount Orientation	Right Angle
Number of Positions	1
Number of Coaxial Contacts	1

Electrical Characteristics

Impedance	50 Ω
-----------	------

Body Features

Cable Connector Orientation	Right Angle
Body Material	Brass
Body Material Finish	Plated
Body Plating Material	Gold

Contact Features

RF Connector Center Contact Plating Material	Gold
--	------

RF Connector Center Contact Material	Brass
Termination Features	
Termination Method to PCB	Through Hole - Solder
Termination Method to Wire & Cable	Solder
Mechanical Attachment	
RF Connector Coupling Mechanism	Threaded
Connector Mounting Type	Board Mount, Panel Mount
RF Contact Captivation Method	Mechanical
Detent	Without
Usage Conditions	
Operating Temperature Range	-65 – 165 °C[-85 – 329 °F]
Operation/Application	
Circuit Application	Signal
Operating Frequency	18 GHz
Packaging Features	
Packaging Quantity	90
Packaging Method	Tray
Other	
Lockwasher Material	Brass
Dielectric Material	PTFE
Product Compliance	
For compliance documentation, visit the product page on TE.com>	
EU RoHS Directive 2011/65/EU	Compliant
EU ELV Directive 2000/53/EC	Compliant
China RoHS 2 Directive MIIT Order No 32, 2016	No Restricted Materials Above Threshold
EU REACH Regulation (EC) No. 1907/2006	Current ECHA Candidate List: JUNE 2024 (241) Candidate List Declared Against: JUNE 2024 (241) Does not contain REACH SVHC
Halogen Content	Low Halogen - Br, Cl, F, I < 900 ppm per homogenous material. Also BFR/CFR/PVC Free

Solder Process Capability

Not reviewed for solder process capability

Product Compliance Disclaimer

This information is provided based on reasonable inquiry of our suppliers and represents our current actual knowledge based on the information they provided. This information is subject to change. The part numbers that TE has identified as EU RoHS compliant have a maximum concentration of 0.1% by weight in homogenous materials for lead, hexavalent chromium, mercury, PBB, PBDE, DBP, BBP, DEHP, DIBP, and 0.01% for cadmium, or qualify for an exemption to these limits as defined in the Annexes of Directive 2011/65/EU (RoHS2). Finished electrical and electronic equipment products will be CE marked as required by Directive 2011/65/EU. Components may not be CE marked. Additionally, the part numbers that TE has identified as EU ELV compliant have a maximum concentration of 0.1% by weight in homogenous materials for lead, hexavalent chromium, and mercury, and 0.01% for cadmium, or qualify for an exemption to these limits as defined in the Annexes of Directive 2000/53/EC (ELV). Regarding the REACH Regulations, TE’s information on SVHC in articles for this part number is still based on the European Chemical Agency (ECHA) ‘Guidance on requirements for substances in articles’(Version: 2, April 2011), applying the 0.1% weight on weight concentration threshold at the finished product level. TE is aware of the European Court of Justice ruling of September 10th, 2015 also known as O5A (Once An Article Always An Article) stating that, in case of ‘complex object’, the threshold for a SVHC must be applied to both the product as a whole and simultaneously to each of the articles forming part of its composition. TE has evaluated this ruling based on the new ECHA “Guidance on requirements for substances in articles” (June 2017, version 4.0) and will be updating its statements accordingly.

Compatible Parts



TE Part # L9000148-01
ANTENNA IND DIPOLE 868MHZ
RG58 1M SMA



TE Part # L9000150-01
ANTENNA IND DIPOLE 868MHZ
RG58 2M SMA

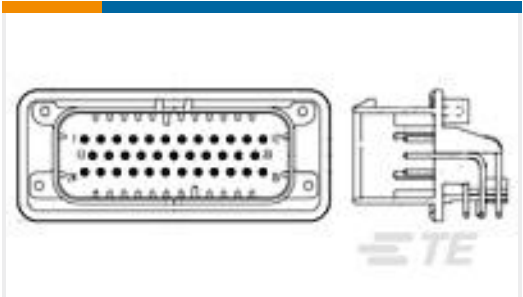


TE Part # L9000175-01
Antenna Vert 1/2 Wave Dipole LTE 2M
RPS




TE Part # L9000259-01
RP-SMA Plug 50 Ohm .062 PCB Edge
Mount


Customers Also Bought




TE Part #1-776163-4
35POS,AMPSEAL,PIN HSG ASSY,SLD,
COD 4




TE Part #2176070-9
3521 22R 1% 2W




TE Part #T4061410004-004
M8 Female R/A Single Ended Cable
Assembly




TE Part #2081005-1
ASSY. SMA JACK PCB EDGE MOUNT




TE Part #1623243-1
CRG0805 1% 510R



TE Part #4-2176325-6
CRGP 0402 56K 1%



TE Part #936287-2
6pos MQS .63 header 90deg



TE Part #CONREVSMA002-G
RP-SMA RA Jack 50 Ohm PCB
Through Hole



TE Part #CONSMA002-L-G
SMA Jack 50 Ohm PCB Through Hole

Documents

Product Drawings

RP-SMA RA Jack 50 Ohm PCB Through Hole

English

CAD Files

3D PDF

3D

Customer View Model

ENG_CVM_CVM_CONREVSMA002-L-G_E.2d_dxf.zip

English

Customer View Model

ENG_CVM_CVM_CONREVSMA002-L-G_E.3d_stp.zip

English

Customer View Model

ENG_CVM_CVM_CONREVSMA002-L-G_E.3d_igs.zip

English

By downloading the CAD file I accept and agree to the [Terms and Conditions](#) of use.

Datasheets & Catalog Pages

RP-SMA FEMALE RIGHT ANGLE PCB MOUNT, EXTENDED

English