




TE Internal #: 925553-1

Pin, Mating Pin Diameter 3.2 mm [.126 in], 17 – 13 AWG Wire Size, 1 – 2.5 mm² Wire Size, 2048 – 5178 CMA Wire Size, Crimp Wire Pins, Tabs & Ferrules

[View on TE.com >](#)

Terminals & Splices > Crimp Wire Pins, Tabs & Ferrules



Crimp Wire Terminal Type: **Pin**

Mating Pin Diameter: **3.2 mm [.126 in]**

Compatible Insulation Diameter Range: **2.5 – 3.8 mm, 3.8 mm [.1 – .15 in, .15 in]**

Wire Size: **1 – 2.5 mm²**

Features

Product Type Features

Compatible With Discrete Wire Type	Solid, Stranded
Wire Insulation Support Retention Type	Insulation Support

Configuration Features

Compatible With Wire & Cable Type	Discrete Wire
-----------------------------------	---------------

Contact Features

Crimp Wire Terminal Type	Pin
Mating Pin Diameter	3.2 mm[.126 in]
Barrel Type	Open
Terminal Plating Material	Unplated
Terminal Orientation	Straight

Mechanical Attachment

Wire Insulation Support	With
-------------------------	------

Dimensions

Compatible Insulation Diameter Range	2.5 – 3.8 mm, 3.8 mm[.1 – .15 in][.15 in]
Wire Size	2048 – 5178 CMA



Barrel Inside Diameter	2.24 mm, 3.2 mm[.088 in][.126 in]
Terminal Material Thickness	.32 mm[.013 in]
Overall Product Length	10.9 mm[.43 in]

Usage Conditions

Insulation Option	Uninsulated
-------------------	-------------

Packaging Features

Packaging Quantity	14000
Packaging Method	Roll

Product Compliance

For compliance documentation, visit the product page on [TE.com](#)>

EU RoHS Directive 2011/65/EU	Compliant
EU ELV Directive 2000/53/EC	Compliant
China RoHS 2 Directive MIIT Order No 32, 2016	No Restricted Materials Above Threshold
EU REACH Regulation (EC) No. 1907/2006	Current ECHA Candidate List: JUNE 2024 (241) Candidate List Declared Against: JUNE 2024 (241) Does not contain REACH SVHC
Halogen Content	Low Halogen - Br, Cl, F, I < 900 ppm per homogenous material. Also BFR/CFR/PVC Free
Solder Process Capability	Not applicable for solder process capability

Product Compliance Disclaimer

This information is provided based on reasonable inquiry of our suppliers and represents our current actual knowledge based on the information they provided. This information is subject to change. The part numbers that TE has identified as EU RoHS compliant have a maximum concentration of 0.1% by weight in homogenous materials for lead, hexavalent chromium, mercury, PBB, PBDE, DBP, BBP, DEHP, DIBP, and 0.01% for cadmium, or qualify for an exemption to these limits as defined in the Annexes of Directive 2011/65/EU (RoHS2). Finished electrical and electronic equipment products will be CE marked as required by Directive 2011/65/EU. Components may not be CE marked. Additionally, the part numbers that TE has identified as EU ELV compliant have a maximum concentration of 0.1% by weight in homogenous materials for lead, hexavalent chromium, and mercury, and 0.01% for cadmium, or qualify for an exemption to these limits as defined in the Annexes of Directive 2000/53/EC (ELV). Regarding the REACH Regulation, the information TE provides on SVHC in articles for this part number is based on the latest European Chemicals Agency (ECHA) ‘Guidance on requirements for substances in articles’ posted at this URL: <https://echa.europa.eu/guidance-documents/guidance-on-reach>

Compatible Parts





TE Part # 926867-2

[AM WIRE PIN 13-10 .013 PTPB](#)



TE Part # 2150226-1

[OCEAN-2.0-APPLICATOR-E-120F155F-REM](#)



TE Part # 2150226-2

[OCEAN-2.0-APPLICATOR-E-120F155F-REA](#)



TE Part # 7-2150226-7

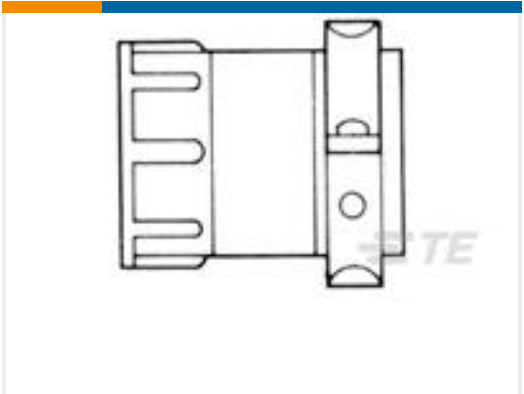
[OCEAN_2.0_SPARE_PART_KIT-120F155F](#)

Customers Also Bought



TE Part #213850-1

[Cable/Panel Mount Connector, CPC Series 1](#)



TE Part #207008-5

[CABLE CLAMP, SIZE 13](#)



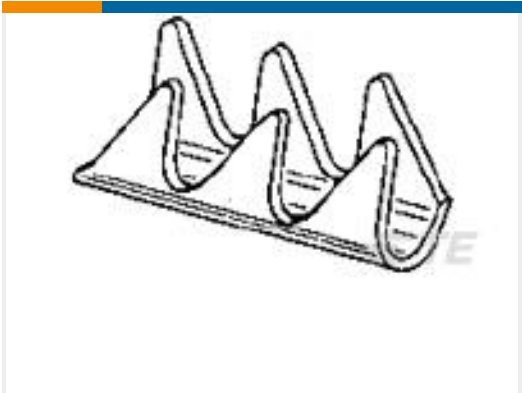
TE Part #328730

[SPLICE,N CE 22-10](#)



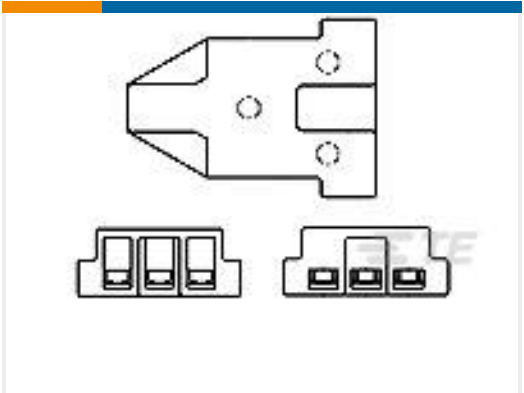
TE Part #41774

[250 FASTON REC 18-14 AWG TPBZ](#)



TE Part #925856-2

[WIRE PIN 15.5-13.5 AWG .01 BR](#)



TE Part #171370-3

[CLUSTER BLOCK HSG PBT](#)



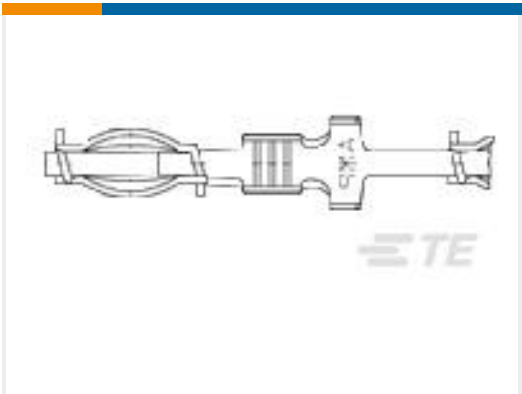
TE Part #34114

[SOLIS R 22-16COMM22-18MIL 5/16](#)



TE Part #60635-1

[250 FASTON REC 14-10 AWG TPBR](#)



TE Part #170063-2

[CLUSTER PIN REC](#)

Documents

Product Drawings
[AM WIRE PIN 17-13 .013 BR](#)
English

CAD Files
[3D PDF](#)
[3D](#)
Customer View Model
[ENG_CVM_CVM_925553-1_S.2d_dxf.zip](#)



English

Customer View Model

[ENG_CVM_CVM_925553-1_S.3d_igs.zip](#)

English

Customer View Model

[ENG_CVM_CVM_925553-1_S.3d_stp.zip](#)

English

By downloading the CAD file I accept and agree to the [Terms and Conditions](#) of use.

Product Specifications

Application Specification

English