

Features

- Low Insertion Loss: 0.65 dB @ 2.4 GHz
- Isolation: 24 dB @ 2.4 GHz
- Low Current Consumption: <10 μ A @ -3 V
- Lead-Free SOT-363 Plastic Package
- 100% Matte Tin Plating over Copper
- Halogen-Free “Green” Mold Compound
- 260°C Reflow Compatible
- RoHS* Compliant Version of the SW-438

Description

The MASWSS0151 is a GaAs MMIC SPDT switch in a low cost, lead-free SC70 (SOT-363) surface mount plastic package. This switch is ideally suited for applications that include transmit / receive switching for Bluetooth and WLAN equipment.

The MASWSS0151 can also be used in applications up to 500 mW in cellular, PCS, DCS1800, GSM, CDMA, and other analog and digital wireless communications systems.

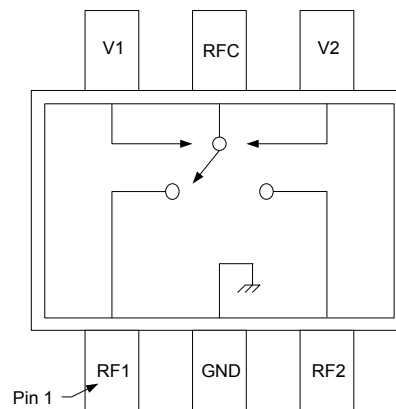
The MASWSS0151 is fabricated using a 0.5 micron gate length GaAs PHEMT process. The process features full passivation for performance and reliability.

Ordering Information¹

Part Number	Package
MASWSS0151	Bulk Packaging
MASWSS0151TR-3000	3000 piece reel
MASWSS0151SMB	Sample Board (Includes 5 Samples)

1. Reference Application Note M513 for reel size information.

Functional Schematic



Pin Configuration

Pin No.	Function	Description
1	RF1	RF Input / Output
2	GND	RF Ground
3	RF2	RF Input / Output
4	V2	Control 2 Input
5	RFC	RF Common Input
6	V1	Control 1 Input

* Restrictions on Hazardous Substances, European Union Directive 2011/65/EU.

Electrical Specifications²: $T_A = 25^\circ\text{C}$, $V_C = 0\text{ V} / -3\text{ V}$, $P_{IN} = 0\text{ dBm}$, $Z_0 = 50\ \Omega$

Parameter	Test Conditions	Units	Min.	Typ.	Max.
Insertion Loss	DC - 3.0 GHz	dB	—	0.65	0.8
Isolation	DC - 1.0 GHz	dB	29	31	—
	1.0 - 2.0 GHz		—	25	
	2.0 - 3.0 GHz		—	21	
Return Loss	DC - 1.5 GHz	dB	—	22	—
	1.5 - 3.0 GHz		—	20	
P1dB	1 GHz	dBm	—	31	—
IP2	2 Tone, 10 dBm / Tone, 900 MHz, 5 MHz Spacing	dBm	—	81	—
IP3	2 Tone, 10 dBm / Tone, 900 MHz, 5 MHz Spacing	dBm	—	55	—
2nd Harmonic	2.4 GHz, $P_{IN} = 20\text{ dBm}$	dBc	—	-70	—
3rd Harmonic	2.4 GHz, $P_{IN} = 20\text{ dBm}$	dBc	—	-60	—
T_{ON} , T_{OFF}	50% control to 90% RF, 50% control to 10% RF	ns	—	20	—
T_{RISE} , T_{FALL}	10% to 90% RF, 90% to 10% RF	ns	—	10	—
Control Current	—	μA	—	5	10

2. For positive voltage control, external DC blocking capacitors are required on all RF ports.

Absolute Maximum Ratings^{3,4}

Parameter	Absolute Maximum
Input Power (1 GHz)	32 dBm
Operating Voltage	8 Volts
Operating Temperature	-40°C to $+85^\circ\text{C}$
Storage Temperature	-65°C to $+150^\circ\text{C}$

3. Exceeding any one or combination of these limits may cause permanent damage to this device.
4. MACOM does not recommend sustained operation near these survivability limits.

Truth Table^{5,6}

V1	V2	RFC-RF1	RFC-RF2
1	0	Off	On
0	1	On	Off

5. Differential voltage, V (state 1) - V (state 0), must be $+2.1\text{ V}$ minimum and must not exceed 5 V .
6. $0 = -5\text{ V}$ to 0 V , $1 = -2.9\text{ V}$ to 5 V .

Handling Procedures

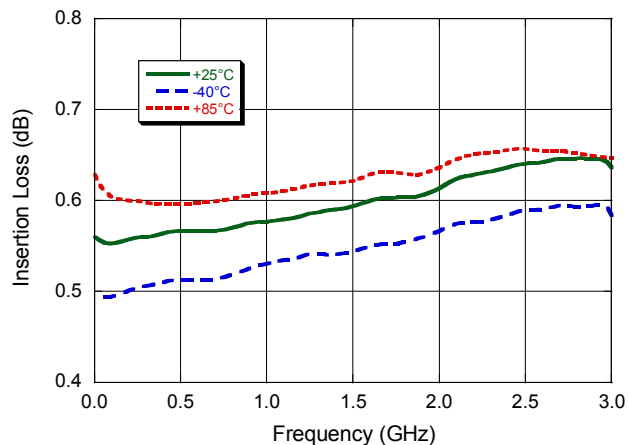
Please observe the following precautions to avoid damage:

Static Sensitivity

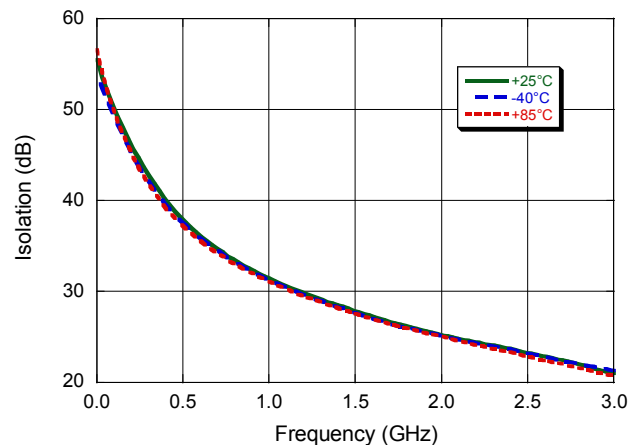
Gallium Arsenide Integrated Circuits are sensitive to electrostatic discharge (ESD) and can be damaged by static electricity. Proper ESD control techniques should be used when handling these devices.

Typical Performance Curves vs. Frequency over Temperature

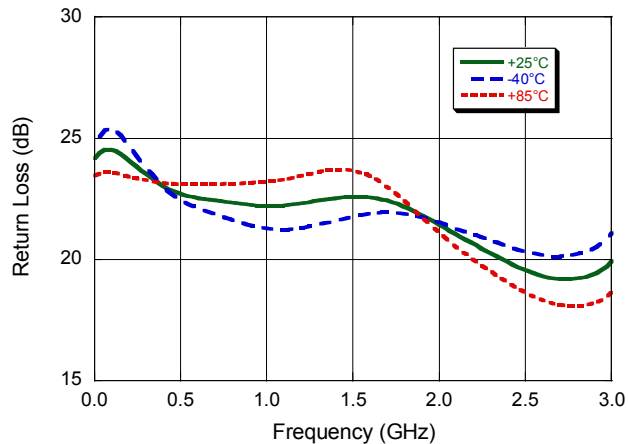
Insertion Loss



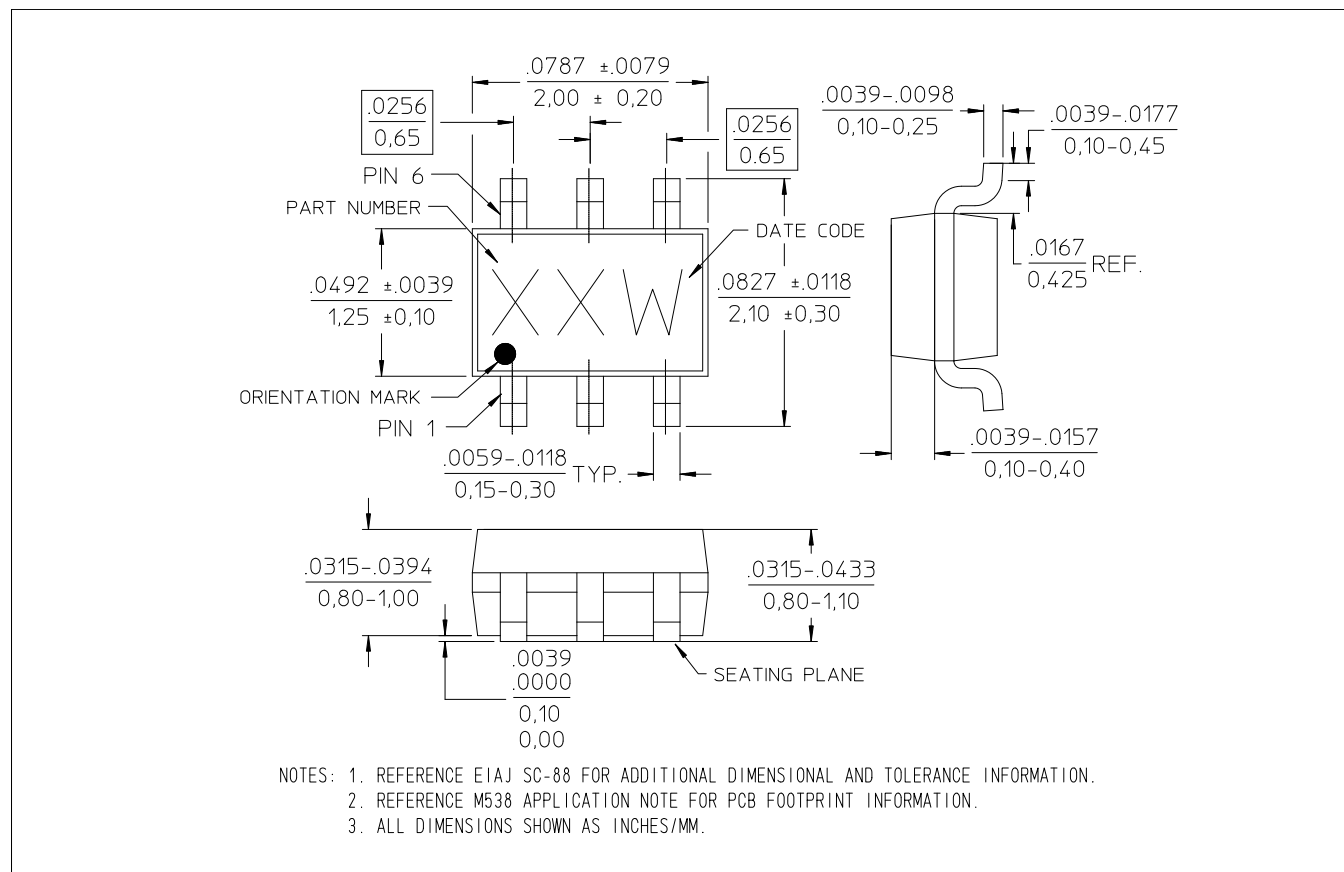
Isolation



Return Loss



Lead-Free SC70 (SOT-363)[†]



[†] Reference Application Note M538 for lead-free solder reflow recommendations.

M/A-COM Technology Solutions Inc. All rights reserved.

Information in this document is provided in connection with M/A-COM Technology Solutions Inc ("MACOM") products. These materials are provided by MACOM as a service to its customers and may be used for informational purposes only. Except as provided in MACOM's Terms and Conditions of Sale for such products or in any separate agreement related to this document, MACOM assumes no liability whatsoever. MACOM assumes no responsibility for errors or omissions in these materials. MACOM may make changes to specifications and product descriptions at any time, without notice. MACOM makes no commitment to update the information and shall have no responsibility whatsoever for conflicts or incompatibilities arising from future changes to its specifications and product descriptions. No license, express or implied, by estoppel or otherwise, to any intellectual property rights is granted by this document.

THESE MATERIALS ARE PROVIDED "AS IS" WITHOUT WARRANTY OF ANY KIND, EITHER EXPRESS OR IMPLIED, RELATING TO SALE AND/OR USE OF MACOM PRODUCTS INCLUDING LIABILITY OR WARRANTIES RELATING TO FITNESS FOR A PARTICULAR PURPOSE, CONSEQUENTIAL OR INCIDENTAL DAMAGES, MERCHANTABILITY, OR INFRINGEMENT OF ANY PATENT, COPYRIGHT OR OTHER INTELLECTUAL PROPERTY RIGHT. MACOM FURTHER DOES NOT WARRANT THE ACCURACY OR COMPLETENESS OF THE INFORMATION, TEXT, GRAPHICS OR OTHER ITEMS CONTAINED WITHIN THESE MATERIALS. MACOM SHALL NOT BE LIABLE FOR ANY SPECIAL, INDIRECT, INCIDENTAL, OR CONSEQUENTIAL DAMAGES, INCLUDING WITHOUT LIMITATION, LOST REVENUES OR LOST PROFITS, WHICH MAY RESULT FROM THE USE OF THESE MATERIALS.

MACOM products are not intended for use in medical, lifesaving or life sustaining applications. MACOM customers using or selling MACOM products for use in such applications do so at their own risk and agree to fully indemnify MACOM for any damages resulting from such improper use or sale.