



Connectors > D-Shaped Connectors > D-Sub Connectors > PCB D-Sub Connectors



Connector & Housing Type: **Receptacle**

Connector System: **Wire-to-Board**

Number of Positions: **9**

Centerline (Pitch): **2.77 mm [.109 in]**

Number of Rows: **2**

Features

Product Type Features

Connector & Housing Type	Receptacle
Connector System	Wire-to-Board
Connector Shell Size	1
Connector & Contact Terminates To	Printed Circuit Board

Configuration Features

Number of Positions	9
Number of Rows	2
PCB Mount Orientation	Right Angle

Body Features

Primary Product Color	Black
Connector Profile	Standard

Contact Features

Contact Options	Installed
Contact Shape & Form	Round



Contact Current Rating (Max)	3 A
------------------------------	-----

Termination Features

Termination Method to PCB	Through Hole - Solder
---------------------------	-----------------------

Mechanical Attachment

PCB Mount Retention	With
PCB Mount Retention Type	Boardlock
Mating Retention	With
Mating Retention Type	4-40 Screwlock
Connector Mounting Type	Board Mount

Housing Features

Housing Material	PBT GF
Centerline (Pitch)	2.77 mm[.109 in]

Dimensions

Row-to-Row Spacing	2.84 mm[.111 in]
--------------------	------------------

Usage Conditions

Operating Temperature Range	-55 – 85 °C[-67 – 185 °F]
-----------------------------	---------------------------

Operation/Application

Circuit Application	Signal
---------------------	--------

Packaging Features

Packaging Method	Box & Tray
------------------	------------

Product Compliance

For compliance documentation, visit the product page on TE.com>

EU RoHS Directive 2011/65/EU	Compliant with Exemptions
EU ELV Directive 2000/53/EC	Compliant with Exemptions
China RoHS 2 Directive MIIT Order No 32, 2016	Restricted Materials Above Threshold
EU REACH Regulation (EC) No. 1907/2006	Current ECHA Candidate List: JUNE 2024 (241) Candidate List Declared Against: JUNE 2024 (241) SVHC > Threshold: Pb (2% in Component Part) <b>Article Safe Usage Statements:</b> Do not eat, drink or smoke when using this product. Wash thoroughly after handling. Recycle if possible and dispose of the article by following all applicable governmental regulations relevant to your geographic location.




Halogen Content	Not Low Halogen - contains Br or Cl > 900 ppm.
Solder Process Capability	Wave solder capable to 265°C


Product Compliance Disclaimer

This information is provided based on reasonable inquiry of our suppliers and represents our current actual knowledge based on the information they provided. This information is subject to change. The part numbers that TE has identified as EU RoHS compliant have a maximum concentration of 0.1% by weight in homogenous materials for lead, hexavalent chromium, mercury, PBB, PBDE, DBP, BBP, DEHP, DIBP, and 0.01% for cadmium, or qualify for an exemption to these limits as defined in the Annexes of Directive 2011/65/EU (RoHS2). Finished electrical and electronic equipment products will be CE marked as required by Directive 2011/65/EU. Components may not be CE marked. Additionally, the part numbers that TE has identified as EU ELV compliant have a maximum concentration of 0.1% by weight in homogenous materials for lead, hexavalent chromium, and mercury, and 0.01% for cadmium, or qualify for an exemption to these limits as defined in the Annexes of Directive 2000/53/EC (ELV). Regarding the REACH Regulation, the information TE provides on SVHC in articles for this part number is based on the latest European Chemicals Agency (ECHA) ‘Guidance on requirements for substances in articles’ posted at this URL: <https://echa.europa.eu/guidance-documents/guidance-on-reach>


Customers Also Bought




TE Part #1-5499922-1  
A/L UNIV HDR 60P VERT LG LAT




TE Part #5-1775443-2  
EMIX CONN., 1.5MM PITCH, HDR, V /T, 2P




TE Part #1-206763-1  
METRIMATE PIN HEADER ASSY,24P




TE Part #650408-5  
064 EURO TYPE C RECEPT ST ASSY




TE Part #207121-8  
METRIMATE PIN HEADER ASSY,36P




TE Part #1757836-1  
AMPLIMITE,R/A RCPT ASY,109,ZN,1



TE Part #1757836-3  
AMPLIMITE,R/A RCPT ASY,109,ZN,3



TE Part #2-2176328-6  
CRGP 1206 1K2 1%



TE Part #1-148167-5  
064 EURO TYP C RECP 13MM ASSY

Documents

Product Drawings



AMPL REC, HD20, R/A, 9P, S/L, .318

English

CAD Files

3D PDF

3D

Customer View Model

ENG\_CVM\_CVM\_2311765-2\_B.2d\_dxf.zip

English

Customer View Model

ENG\_CVM\_CVM\_2311765-2\_B.3d\_igs.zip

English

Customer View Model

ENG\_CVM\_CVM\_2311765-2\_B.3d\_stp.zip

English

By downloading the CAD file I accept and agree to the [Terms and Conditions](#) of use.

Product Specifications

Product Specification

English