



Connectors > Circular Connectors > Standard Circular Connectors



Connector System: Cable-to-Panel

Connector Mounting Type: Panel Mount

Number of Positions: 8

Sealable: No

Circuit Application: Power & Signal

Features

Product Type Features

Product Type	Housing Assembly
Connector System	Cable-to-Panel
Sealable	No
Circular Connector Type	Receptacle
Shell Type	Metal

Configuration Features

Number of Positions	8
Number of Power Positions	4
Number of Signal Positions	4
Contacts Preloaded	No

Electrical Characteristics

Operating Voltage	250 VAC, 630 VAC
-------------------	------------------

Body Features

Environmental Protection Type	Sealed
-------------------------------	--------



Environmental Protection	IP67
Shell Plating Material	Electrodeposited Nickel
Shell Base Material	Zinc Alloy
Circular Connector Insulation Material Type	PBT GF

Mechanical Attachment

Mating Retention Type	Speedtec (Triple Start Threaded)
Flange	With
Mating Alignment	With
Panel Mount Feature	With
Panel Mount Feature Type	Flange with Mounting Holes
Connector Mounting Type	Panel Mount
Mating Retention	With

Housing Features

Circular Connector Shell Size	23
Alignment Keyed	0°

Usage Conditions

IP Water Sealing Level	IP67
Operating Temperature Range	-20 – 130 °C[-4 – 266 °F]

Operation/Application

Durability Rating	500 Cycles
Circuit Application	Power & Signal
Shielded	Yes

Industry Standards

UL Flammability Rating	UL 94V-0
Compatible With Approved Standards Products	UL

Product Compliance

For compliance documentation, visit the product page on TE.com>

EU RoHS Directive 2011/65/EU	Compliant with Exemptions
EU ELV Directive 2000/53/EC	Compliant with Exemptions
China RoHS 2 Directive MIIT Order No 32, 2016	Restricted Materials Above Threshold
EU REACH Regulation (EC) No. 1907/2006	Current ECHA Candidate List: JUNE 2024 (241)



Candidate List Declared Against: JUNE
2023 (235)
SVHC > Threshold:
Pb (2.8% in Component)









Article Safe Usage Statements:
Do not eat, drink or smoke when using this product. Wash thoroughly after
handling. Recycle if possible and dispose of the article by following all applicable
governmental regulations relevant to your geographic location.

Halogen Content	Not Yet Reviewed for halogen content
Solder Process Capability	Not reviewed for solder process capability

Product Compliance Disclaimer

This information is provided based on reasonable inquiry of our suppliers and represents our current actual knowledge based on the information they provided. This information is subject to change. The part numbers that TE has identified as EU RoHS compliant have a maximum concentration of 0.1% by weight in homogenous materials for lead, hexavalent chromium, mercury, PBB, PBDE, DBP, BBP, DEHP, DIBP, and 0.01% for cadmium, or qualify for an exemption to these limits as defined in the Annexes of Directive 2011/65/EU (RoHS2). Finished electrical and electronic equipment products will be CE marked as required by Directive 2011/65/EU. Components may not be CE marked. Additionally, the part numbers that TE has identified as EU ELV compliant have a maximum concentration of 0.1% by weight in homogenous materials for lead, hexavalent chromium, and mercury, and 0.01% for cadmium, or qualify for an exemption to these limits as defined in the Annexes of Directive 2000/53/EC (ELV). Regarding the REACH Regulation, the information TE provides on SVHC in articles for this part number is based on the latest European Chemicals Agency (ECHA) ‘Guidance on requirements for substances in articles’ posted at this URL: <https://echa.europa.eu/guidance-documents/guidance-on-reach>

Compatible Parts

 <p>TE Part # BSA078N00420235000 923 PLUG</p>	 <p>TE Part # BSA078N00480235000 923 PLUG</p>	 <p>TE Part # BSA078N00580235000 923 PLUG</p>	 <p>TE Part # BSA078N00590235000 923 PLUG</p>
 <p>TE Part # BSA108N00580236000 923 PLUG, SHORT</p>	 <p>TE Part # BSA108N00590236000 923 PLUG, SHORT</p>	 <p>TE Part # C0-0003-000-000 POSITIONING INSERT FOR 1 MM CONTACTS</p>	 <p>TE Part # C0-0004-000-000 POSITIONING INSERT FOR 2 MM CONTACTS</p>





TE Part # C0-0252-000-000
POSITIONING INSERT FOR 1 MM CONTACTS

TE Part # C0-0201-000-P00
CRIMPING TOOL MID-SIZE

TE Part # C0-0101-000-P00
CRIMPING TOOL SMALL WITH POSITIONER

TE Part # C0-0235-000-P00
DIGITAL CRIMPING TOOL, SMALL

TE Part # C0-0236-000-P00
DIGITAL CRIMPING TOOL, MID SIZE

Customers Also Bought



TE Part #AGC000N00001215000
623 RECEPTACLE ANGLED ROTATABLE



TE Part #AGC052N00001215000
623 RECEPTACLE ANGLED ROTATABLE



TE Part #AEA000N00000201000
623 RECEPTACLE, SPEEDTEC-READY



TE Part #AEA139N00000101000
623 RECEPTACLE, SPEEDTEC



TE Part #AKA020N00090200000
623 EXTENSION, SPEEDTEC-READY



TE Part #ASA278N00400235000
623 PLUG



TE Part #BGC091N00001216000
923 RECEPTACLE, ANGLED, ROTATABLE



TE Part #BGC110N00001200000
923 RECEPTACLE, ANGLED, ROTATABLE



TE Part #BEA144N00000201000
923 RECEPTACLE, SPEEDTEC-READY

TE Part #ASA021G04400166000
623 Stecker, speedtec

Documents



CAD Files

3D PDF

3D

Customer View Model

ENG_CVM_CVM_BEA120N00000200000_A.2d_dxf.zip

English

Customer View Model

ENG_CVM_CVM_BEA120N00000200000_A.3d_igs.zip

English

Customer View Model

ENG_CVM_CVM_BEA120N00000200000_A.3d_stp.zip

English

By downloading the CAD file I accept and agree to the [Terms and Conditions](#) of use.

Datasheets & Catalog Pages

BEA120N00000200000

English

fuer Datenblaetter, die online konfigurierbar sind

German

Product Specifications

German