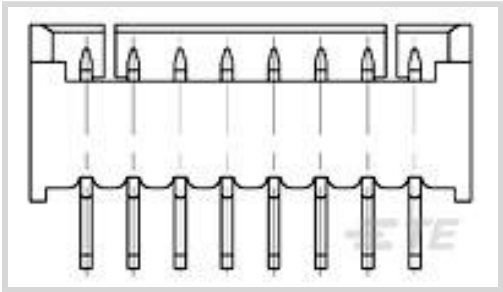




Connectors > PCB Connectors > PCB Headers & Receptacles > AMP HPI 1.25 mm Headers



PCB Connector Assembly Type: **PCB Mount Header**

Connector System: **Wire-to-Board**

Number of Positions: **3**

Number of Rows: **1**

Centerline (Pitch): **1.25 mm [.049 in]**

[All AMP HPI 1.25 mm Headers \(0\)](#)

Features

Product Type Features

PCB Connector Assembly Type	PCB Mount Header
Connector System	Wire-to-Board
Header Type	Fully Shrouded
Sealable	No
Connector & Contact Terminates To	Printed Circuit Board

Configuration Features

Connector Contact Load Condition	Fully Loaded
Number of Positions	3
Number of Rows	1
PCB Mount Orientation	Vertical

Electrical Characteristics

Operating Voltage	100 VAC
-------------------	---------

Body Features

Primary Product Color	Natural
-----------------------	---------

Contact Features

PCB Contact Termination Area Plating Material Thickness	3.08 μm[120 μin]
Contact Layout	Inline
Mating Tab Width	.76 mm[.03 in]



Mating Tab Thickness	.3 mm[.012 in]
PCB Contact Termination Area Plating Material Finish	Matte
Contact Mating Area Plating Material Finish	Matte
Contact Underplating Material	Nickel
PCB Contact Termination Area Plating Material	Tin
Contact Base Material	Phosphor Bronze
Contact Mating Area Plating Material	Tin
Contact Type	Pin
Contact Current Rating (Max)	.8 A

Termination Features

Rectangular Termination Post & Tail Thickness	.3 mm[.012 in]
Rectangular Termination Post & Tail Width	.35 mm[.014 in]
Termination Post & Tail Length	1.7 mm[.067 in]
Termination Method to PCB	Through Hole - Solder

Mechanical Attachment

Mating Alignment Type	Polarization
Mating Retention	Without
Connector Mounting Type	Board Mount
Mating Alignment	With
PCB Mount Alignment	Without
PCB Mount Retention	Without

Housing Features

Housing Material	PA 9T GF
Centerline (Pitch)	1.25 mm[.049 in]

Dimensions

Connector Length	5.5 mm[.216 in]
Connector Height	4.7 mm[.185 in]
Connector Width	3.2 mm[.126 in]

Operation/Application

Circuit Application	Signal
---------------------	--------

Industry Standards

UL Flammability Rating	UL 94V-0
------------------------	----------



Packaging Features

Packaging Quantity	110
Packaging Method	Box, Tube

Product Compliance

For compliance documentation, visit the product page on TE.com>

EU RoHS Directive 2011/65/EU	Compliant
EU ELV Directive 2000/53/EC	Compliant
China RoHS 2 Directive MIIT Order No 32, 2016	No Restricted Materials Above Threshold
EU REACH Regulation (EC) No. 1907/2006	Current ECHA Candidate List: JUNE 2024 (241) Candidate List Declared Against: JAN 2022 (223) Does not contain REACH SVHC
Halogen Content	Not Low Halogen - contains Br or Cl > 900 ppm.
Solder Process Capability	Wave solder capable to 265°C

Product Compliance Disclaimer

This information is provided based on reasonable inquiry of our suppliers and represents our current actual knowledge based on the information they provided. This information is subject to change. The part numbers that TE has identified as EU RoHS compliant have a maximum concentration of 0.1% by weight in homogenous materials for lead, hexavalent chromium, mercury, PBB, PBDE, DBP, BBP, DEHP, DIBP, and 0.01% for cadmium, or qualify for an exemption to these limits as defined in the Annexes of Directive 2011/65/EU (RoHS2). Finished electrical and electronic equipment products will be CE marked as required by Directive 2011/65/EU. Components may not be CE marked. Additionally, the part numbers that TE has identified as EU ELV compliant have a maximum concentration of 0.1% by weight in homogenous materials for lead, hexavalent chromium, and mercury, and 0.01% for cadmium, or qualify for an exemption to these limits as defined in the Annexes of Directive 2000/53/EC (ELV). Regarding the REACH Regulation, the information TE provides on SVHC in articles for this part number is based on the latest European Chemicals Agency (ECHA) ‘Guidance on requirements for substances in articles’ posted at this URL: <https://echa.europa.eu/guidance-documents/guidance-on-reach>

Compatible Parts




TE Part # 2405416-3
3P TO 3P 300MM CABLE ASSEMBLY, 440146-3




TE Part # 440147-2
1.0 WTB Terminal 30u" Au

Customers Also Bought







TE Part #1-338313-2
9POS.HD-20 REC.ASSY




TE Part #4-794682-0
10P MICRO MNL ASSY,VRT,THRU,LF




TE Part #1825910-7
FSM4JAH=6MM TACT SWITCH, HIGH TEMP




TE Part #223988-1
UNV PWR MDL, GUIDE PIN PLTD




TE Part #3-1879209-4
CPF 0402 24R9 0.1% 25PPM 5K RL



TE Part #1614881-2
CPF0603 10K 0.1% 25PPM 1K RL



TE Part #1622829-2
CRG0603 1% 10K 10K RL



TE Part #2176345-5
CRGCQ 1210 22R 1%

Documents

CAD Files

3D PDF

3D

Customer View Model

ENG_CVM_CVM_1734598-3_R.2d_dxf.zip

English

Customer View Model

ENG_CVM_CVM_1734598-3_R.3d_igs.zip

English

Customer View Model

ENG_CVM_CVM_1734598-3_R.3d_stp.zip

English

By downloading the CAD file I accept and agree to the [Terms and Conditions](#) of use.

Datasheets & Catalog Pages

HPI Connectors QRG

English

Product Specifications

Application Specification

English