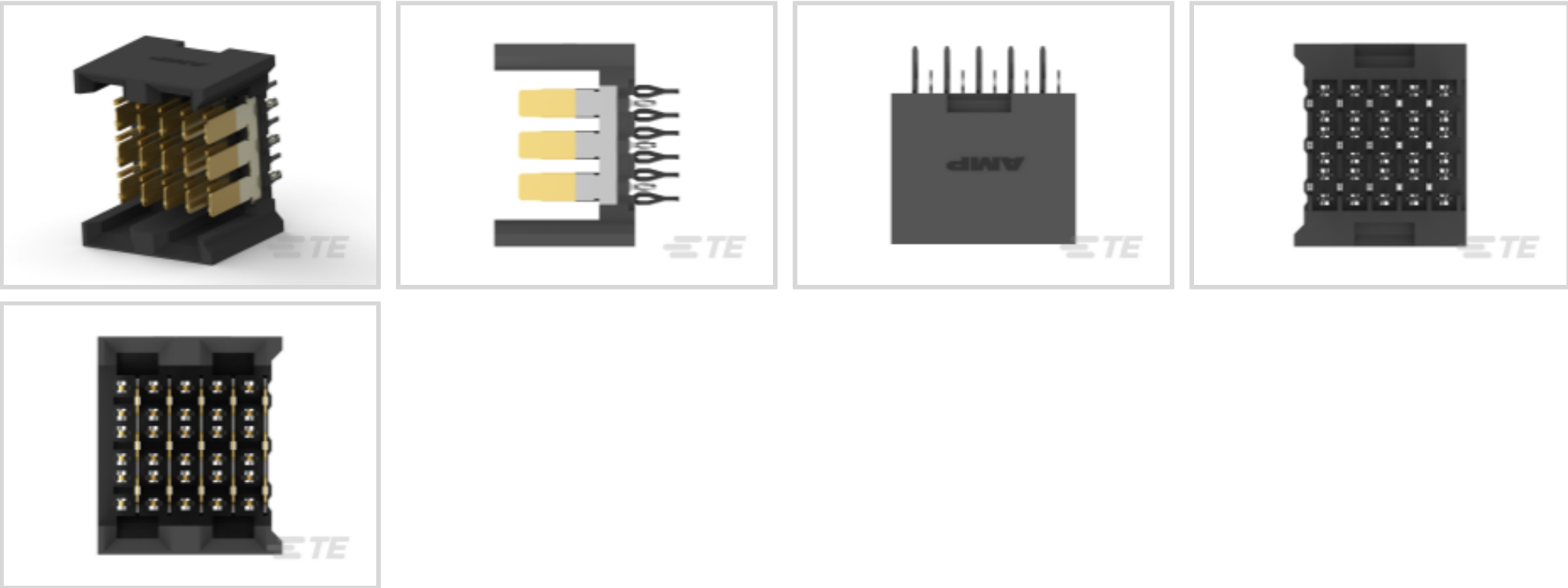




Connectors > PCB Connectors > Backplane Connectors > High Speed Backplane Connectors



Number of Positions: 30

Row-to-Row Spacing: 2 mm [.078 in]

Mating Alignment: With

Mating Alignment Type: Polarization

Number of Rows: 6

Features

Product Type Features

Backplane Module Type	Right
Connector System	Board-to-Board
Connector & Contact Terminates To	Printed Circuit Board
PCB Connector Assembly Type	PCB Mount Header
Shroud Style	Partially Shrouded

Configuration Features

Stackable	No
Backplane Architecture	Traditional Backplane
Number of Positions	30
Number of Rows	6
Number of Columns	5
PCB Mount Orientation	Vertical

Electrical Characteristics

Operating Voltage	250 VAC
-------------------	---------



Signal Characteristics

Number of Differential Pairs per Column	3
---	---

Body Features

Guide Pin Style	ESD/HDI
Primary Product Color	Black

Contact Features

Contact Mating Area Length	6.8 mm[.268 in]
Contact Type	Pin
Contact Mating Area Plating Material Thickness	.5 µm[19.68 µin]
Contact Mating Area Plating Material	Tin
PCB Contact Termination Area Plating Material Finish	Matte
Contact Shape & Form	Dual Beam
PCB Contact Termination Area Plating Material	Tin
Contact Base Material	Phosphor Bronze
Contact Current Rating (Max)	1.15 A

Termination Features

Termination Post & Tail Length	3.7 mm[.146 in]
Termination Method to PCB	Through Hole - Press-Fit

Mechanical Attachment

Guide Hardware	Without
Mating Retention	Without
PCB Mount Retention	With
PCB Mount Retention Type	Action/Compliant Tail
Mating Alignment	With
Mating Alignment Type	Polarization
Connector Mounting Type	Board Mount

Housing Features

Number of Shrouded Sides	2
Housing Material	Polyester - GF
Centerline (Pitch)	2.5 mm[.098 in]

Dimensions

Connector Length	14.46 mm[.569 in][.945 in]
------------------	----------------------------



Connector Height	11.95 mm[.47 in]
Connector Width	24 mm
PCB Thickness (Recommended)	1.4 mm
PCB Hole Diameter	.05 mm[.001 in]
Row-to-Row Spacing	2 mm[.078 in]

Usage Conditions

Operating Temperature Range	-65 – 105 °C[-85 – 221 °F]
-----------------------------	----------------------------

Operation/Application

Circuit Application	Signal
---------------------	--------

Industry Standards

UL Flammability Rating	UL 94V-0
------------------------	----------

Product Compliance

For compliance documentation, visit the product page on TE.com>

EU RoHS Directive 2011/65/EU	Compliant
EU ELV Directive 2000/53/EC	Compliant
China RoHS 2 Directive MIIT Order No 32, 2016	No Restricted Materials Above Threshold
EU REACH Regulation (EC) No. 1907/2006	Current ECHA Candidate List: JUNE 2024 (241) Candidate List Declared Against: JUNE 2024 (241) Does not contain REACH SVHC
Halogen Content	Low Halogen - Br, Cl, F, I < 900 ppm per homogenous material. Also BFR/CFR/PVC Free
Solder Process Capability	Not applicable for solder process capability

Product Compliance Disclaimer

This information is provided based on reasonable inquiry of our suppliers and represents our current actual knowledge based on the information they provided. This information is subject to change. The part numbers that TE has identified as EU RoHS compliant have a maximum concentration of 0.1% by weight in homogenous materials for lead, hexavalent chromium, mercury, PBB, PBDE, DBP, BBP, DEHP, DIBP, and 0.01% for cadmium, or qualify for an exemption to these limits as defined in the Annexes of Directive 2011/65/EU (RoHS2). Finished electrical and electronic equipment products will be CE marked as required by Directive 2011/65/EU. Components may not be CE marked. Additionally, the part numbers that TE has identified as EU ELV compliant have a maximum concentration of 0.1% by weight in homogenous materials for lead, hexavalent chromium, and mercury, and 0.01% for cadmium, or qualify for an exemption to these limits as defined in the Annexes of Directive 2000/53/EC (ELV). Regarding the REACH Regulation, the information TE provides on SVHC in articles for this part number is based on the latest European Chemicals Agency (ECHA) ‘Guidance on requirements for substances in articles’ posted at this URL: <https://echa.europa.eu/guidance-documents/guidance-on-reach>



Compatible Parts




TE Part # 5120789-1
ZP HS3 DB 06R REC 030P LT PD




TE Part # 5120788-1
ZP HS3 DB 06R REC 030P RT PD


Also in the Series | Z-PACK HS3



Connector Caps & Covers(2)




Connector Hardware(1)




High Speed Backplane Connectors(39)


Customers Also Bought




TE Part #DT04-2P
REC, 2P, GRY, N




TE Part #DT06-2S
PLG, 2P, GRY, N



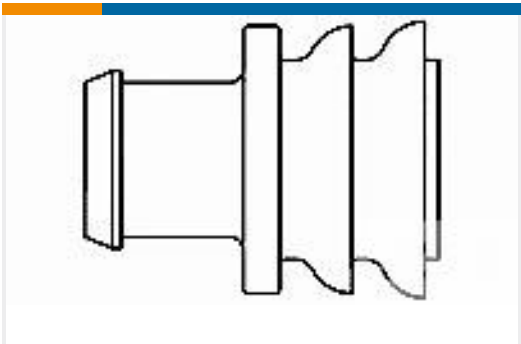
TE Part #W2S
Wedgelocks: DEUTSCH DT




TE Part #0460-202-16141
DEUTSCH Solid Contacts



TE Part #282104-1
AMP SUPERSEAL 1.5MM,
CONNECTOR HOUSING



TE Part #281934-2
SINGLE WIRE SEAL



TE Part #114017-ZZ
SEALING PLUG, SIZE 12/16, WHT

Documents

Product Drawings
Z-PACK HS3 HDR ASSY 6R 30P RH

English

CAD Files



Customer View Model

[ENG_CVM_CVM_5120677-1_B.2d_dxf.zip](#)

English

[3D PDF](#)

3D

Customer View Model

[ENG_CVM_CVM_5120677-1_B.3d_igs.zip](#)

English

Customer View Model

[ENG_CVM_CVM_5120677-1_B.3d_stp.zip](#)

English

By downloading the CAD file I accept and agree to the [Terms and Conditions](#) of use.

Datasheets & Catalog Pages

[High Speed Backplane Connectors catalog - Z-PACK HS3 Connector](#)

English

Product Specifications

[Application Specification](#)

English