



Relays & Contactors > Relays > High Voltage Relays



Contact Voltage Rating: **28 – 1800 VDC**

Contact Arrangement: **1 Form A SPST-NO**

Coil Termination & Connection Type: **Flying Leads**

Main Termination & Connection Type: **Screw Terminals**

Power Switching: **Yes**

Features

Configuration Features

Contact Arrangement	1 Form A SPST-NO
Relay Options	Not RF Rated

Electrical Characteristics

Contact Voltage Rating	28 – 1800 VDC
Contact Current Rating	600 A
Coil Voltage Rating	1800 VDC
Coil Resistance	72 Ω
Contact Switching Voltage (Max)	1800 VDC

Signal Characteristics

RF Rated	No
----------	----

Contact Features

Contact Material	Copper
------------------	--------

Termination Features

Coil Termination & Connection Type	Flying Leads
Main Termination & Connection Type	Screw Terminals

Mechanical Attachment

Product Mounting Feature Type	Flange with Screws
Product Mount Type	Panel



Operation/Application

Power Switching	Yes
-----------------	-----

Product Compliance

For compliance documentation, visit the product page on TE.com>

EU RoHS Directive 2011/65/EU	Not Compliant
EU ELV Directive 2000/53/EC	Not Compliant
China RoHS 2 Directive MIIT Order No 32, 2016	Restricted Materials Above Threshold
EU REACH Regulation (EC) No. 1907/2006	Current ECHA Candidate List: JUNE 2024 (241) Candidate List Declared Against: JAN 2022 (223) SVHC > Threshold: Not Yet Reviewed
Halogen Content	Low Halogen - Br, Cl, F, I < 900 ppm per homogenous material. Also BFR/CFR/PVC Free
Solder Process Capability	Not applicable for solder process capability

Product Compliance Disclaimer

This information is provided based on reasonable inquiry of our suppliers and represents our current actual knowledge based on the information they provided. This information is subject to change. The part numbers that TE has identified as EU RoHS compliant have a maximum concentration of 0.1% by weight in homogenous materials for lead, hexavalent chromium, mercury, PBB, PBDE, DBP, BBP, DEHP, DIBP, and 0.01% for cadmium, or qualify for an exemption to these limits as defined in the Annexes of Directive 2011/65/EU (RoHS2). Finished electrical and electronic equipment products will be CE marked as required by Directive 2011/65/EU. Components may not be CE marked. Additionally, the part numbers that TE has identified as EU ELV compliant have a maximum concentration of 0.1% by weight in homogenous materials for lead, hexavalent chromium, and mercury, and 0.01% for cadmium, or qualify for an exemption to these limits as defined in the Annexes of Directive 2000/53/EC (ELV). Regarding the REACH Regulations, TE’s information on SVHC in articles for this part number is still based on the European Chemical Agency (ECHA) ‘Guidance on requirements for substances in articles’(Version: 2, April 2011), applying the 0.1% weight on weight concentration threshold at the finished product level. TE is aware of the European Court of Justice ruling of September 10th, 2015 also known as O5A (Once An Article Always An Article) stating that, in case of ‘complex object’, the threshold for a SVHC must be applied to both the product as a whole and simultaneously to each of the articles forming part of its composition. TE has evaluated this ruling based on the new ECHA “Guidance on requirements for substances in articles” (June 2017, version 4.0) and will be updating its statements accordingly.

Compatible Parts





TE Part # 1618002-7

EV200AAANA=RELAY, EV200 SPST-N

Customers Also Bought



TE Part #66103-3

III+ PIN,24-20,15AU/FL,LP



TE Part #814409-000

214A011-3-0



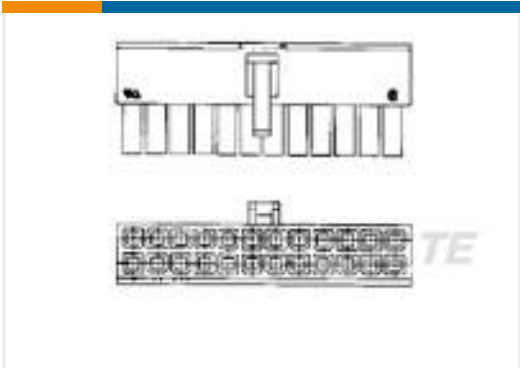
TE Part #34122

TERMINAL,SOLIS R 16-14 8




TE Part #130205

PIDG RING



TE Part #794954-2

2P RCPT VAL-U-LOK V2




TE Part #5070032034

RNF-100-3/32-X-STK



TE Part #320570

SPLICE BUTT PIDG 12-10



TE Part #583393-000

S1125-KIT-5



TE Part #ZPF000000000207104

DBAS 76-12-0 SN 6116

Documents

CAD Files

3D PDF

3D

Customer View Model

ENG_CVM_CVM_4-1618002-9_G.2d_dxf.zip

English

Customer View Model

ENG_CVM_CVM_4-1618002-9_G.3d_igs.zip

English



Customer View Model

[ENG_CVM_CVM_4-1618002-9_G.3d_stp.zip](#)

English

By downloading the CAD file I accept and agree to the [Terms and Conditions](#) of use.

Datasheets & Catalog Pages

[5-1773450-5_sec7_EV500](#)

English