




VAL-U-LOK

TE Internal #: 2-2029265-4  
Header, Plug, Wire-to-Board, 24 Position, 4.2 mm [.165 in]  
Centerline, Printed Circuit Board, UL 94V-0, Rectangular Power  
Connectors

[View on TE.com >](#)

Connectors > Power Connectors > Rectangular Power > Rectangular Power Connectors



Rectangular Power Connector Type: **Header**  
Connector & Housing Type: **Plug**  
Connector System: **Wire-to-Board**  
Number of Positions: **24**  
Centerline (Pitch): **4.2 mm [ .165 in ]**

Features

Product Type Features

Rectangular Power Connector Type	Header
Connector & Housing Type	Plug
Connector System	Wire-to-Board
Sealable	No
Connector & Contact Terminates To	Printed Circuit Board

Configuration Features

Number of Positions	24
PCB Mount Orientation	Vertical
Number of Power Positions	24
Number of Rows	2

Electrical Characteristics

Operating Voltage	600 VAC
-------------------	---------

Contact Features

Multiple Contact Types	With
------------------------	------



Contact Layout	Inline
Contact Mating Area Plating Material	Tin
Contact Current Rating (Max)	9 A
Contact Retention Within Housing	Without
Contact Type	Pin
PCB Contact Termination Area Plating Material	Tin

Termination Features

Termination Post & Tail Length	3.5 mm[.138 in]
Termination Method to PCB	Through Hole - Solder

Mechanical Attachment

Mating Alignment Type	Keyed
Mating Retention	With
Mating Alignment	With
PCB Mount Alignment	With
PCB Mount Retention	With
PCB Mount Retention Type	Boardlock
Mating Retention Type	Latch
Connector Mounting Type	Board Mount

Housing Features

Centerline (Pitch)	4.2 mm[.165 in]
Housing Color	Natural
Housing Material	Polyamide

Dimensions

Connector Height	12.8 mm[.504 in]
PCB Thickness (Recommended)	.7 mm[1.78 in]
Product Width	9.75 mm[.384 in]
Product Length	51.6 mm[2.02 in]
Compatible Insulation Diameter Range	1.2 – 3.1 mm[.047 – .122 in]
Row-to-Row Spacing	4.2 mm[.165 in]

Usage Conditions

Operating Temperature Range	-40 – 105 °C[-40 – 221 °F]
-----------------------------	----------------------------

Operation/Application



Circuit Application	Power
---------------------	-------

Identification Marking

Circuit Identification Feature	With
--------------------------------	------

Industry Standards

CSA Rating	208567
UL Rating	Recognized
Compatible With Agency/Standards Products	CSA, UL
Compatible With Approved Standards Products	UL E28476
UL Flammability Rating	UL 94V-0
Glow Wire Rating	GWT 750°C (Without Flame)

Packaging Features

Packaging Method	Box & Tray, Tray
------------------	------------------

Product Compliance

For compliance documentation, visit the product page on TE.com>


EU RoHS Directive 2011/65/EU	Compliant
EU ELV Directive 2000/53/EC	Compliant
China RoHS 2 Directive MIIT Order No 32, 2016	No Restricted Materials Above Threshold
EU REACH Regulation (EC) No. 1907/2006	Current ECHA Candidate List: JUNE 2024 (241) Candidate List Declared Against: JAN 2021 (211) Does not contain REACH SVHC
Halogen Content	Low Halogen - Br, Cl, F, I < 900 ppm per homogenous material. Also BFR/CFR/PVC Free
Solder Process Capability	Wave solder capable to 265°C

Product Compliance Disclaimer


This information is provided based on reasonable inquiry of our suppliers and represents our current actual knowledge based on the information they provided. This information is subject to change. The part numbers that TE has identified as EU RoHS compliant have a maximum concentration of 0.1% by weight in homogenous materials for lead, hexavalent chromium, mercury, PBB, PBDE, DBP, BBP, DEHP, DIBP, and 0.01% for cadmium, or qualify for an exemption to these limits as defined in the Annexes of Directive 2011/65/EU (RoHS2). Finished electrical and electronic equipment products will be CE marked as required by Directive 2011/65/EU. Components may not be CE marked. Additionally, the part numbers that TE has identified as EU ELV compliant have a maximum concentration of 0.1% by weight in homogenous materials for lead, hexavalent chromium, and mercury, and 0.01% for cadmium, or qualify for an exemption to these limits as defined in the Annexes of Directive 2000/53/EC (ELV). Regarding the REACH Regulation, the information TE provides on SVHC in articles for this part number is based on the latest European Chemicals Agency (ECHA) 'Guidance on requirements for substances in articles' posted at this URL: <https://echa.europa.eu/guidance-documents/guidance-on-reach>




## Compatible Parts



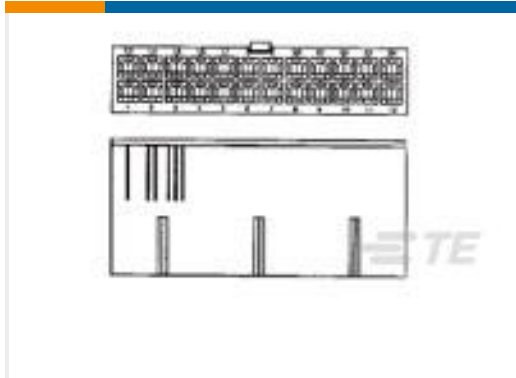
TE Part # 2-2296206-4  
24P FH PLUG VAL-U-LOK FH GWT/V0




TE Part # 2-2296207-4  
24P PM PLUG VAL-U-LOK PM GWT/V0



TE Part # 2-2825274-4  
24P VAL-U-LOK HCS VRTHDR W/PGS GW



TE Part # 2-1586862-4  
24P FH PLUG VAL-U-LOK FH GW



TE Part # 2-1586861-4  
24P PM PLUG VAL-U-LOK PM GW

## Customers Also Bought



TE Part #5745414-7  
50 PLUG SP/MS STD



TE Part #205714-7  
37 PLUG SP/MS STD



TE Part #1-1879458-8  
RL73N 1H R51 1% 5K RL



TE Part #87220-5  
05 MODII HDR SRST UNSHRD .100



TE Part #1825095-2  
TP11CGPC204



TE Part #745183-7  
09 RCPT SP/MS STD



TE Part #3-794631-4  
04P MICRO MNL ASSY,VRT,HDR LF



TE Part #1825219-2  
TT11AGPC104

## Documents

- Product Drawings
- 24P VAL-U-LOK VRTHDR W/PGS GW
- English
- CAD Files
- 3D PDF



3D

Customer View Model

[ENG\\_CVM\\_CVM\\_2-2029265-4\\_D\\_c-2-2029265-4-d.2d\\_dxf.zip](#)

English

Customer View Model

[ENG\\_CVM\\_CVM\\_2-2029265-4\\_D\\_c-2-2029265-4-d.3d\\_igs.zip](#)

English

Customer View Model

[ENG\\_CVM\\_CVM\\_2-2029265-4\\_D\\_c-2-2029265-4-d.3d\\_stp.zip](#)

English

By downloading the CAD file I accept and agree to the [Terms and Conditions](#) of use.

Datasheets & Catalog Pages

[VAL-U-LOK\\_GLOW\\_WIRE\\_CONNECTORS](#)

English

Product Specifications

[Application Specification](#)

English

Instruction Sheets

[Instruction Sheet \(U.S.\)](#)

English

Agency Approvals

[UL Report](#)

English