



Connectors > Circular Connectors > Standard Circular Connectors



Connector System: **Cable-to-Cable**

Connector Mounting Type: **Cable Mount (Free-Hanging)**

Number of Positions: **10**

Sealable: **No**

Circuit Application: **Signal**

Features

Product Type Features

Product Type	Housing Assembly
Connector System	Cable-to-Cable
Sealable	No
Circular Connector Type	Plug
Shell Type	Metal

Configuration Features

Number of Positions	10
Number of Power Positions	0
Number of Signal Positions	10
Contacts Preloaded	No

Electrical Characteristics

Operating Voltage	125 VAC
-------------------	---------

Body Features

Environmental Protection Type	Sealed
-------------------------------	--------



Environmental Protection	IP67
Shell Plating Material	Electrodeposited Nickel
Shell Base Material	Zinc Alloy
Circular Connector Insulation Material Type	Polyamide

Mechanical Attachment

Mating Retention Type	Screw
Mating Alignment	With
Connector Mounting Type	Cable Mount (Free-Hanging)
Mating Retention	With

Housing Features

Circular Connector Shell Size	23
-------------------------------	----

Dimensions

Cable Diameter Range	7.5 – 12 mm[.29 – .47 in]
----------------------	---------------------------

Usage Conditions

IP Water Sealing Level	IP67
Operating Temperature Range	-20 – 130 °C[-4 – 266 °F]

Operation/Application

Durability Rating	500 Cycles
Circuit Application	Signal
Shielded	Yes

Industry Standards

UL Flammability Rating	UL 94V-0
Compatible With Approved Standards Products	UL

Product Compliance

For compliance documentation, visit the product page on TE.com>

EU RoHS Directive 2011/65/EU	Compliant with Exemptions
EU ELV Directive 2000/53/EC	Compliant with Exemptions
China RoHS 2 Directive MIIT Order No 32, 2016	Restricted Materials Above Threshold
EU REACH Regulation (EC) No. 1907/2006	Current ECHA Candidate List: JUNE 2024 (241) Candidate List Declared Against: JUNE 2023 (235)



SVHC > Threshold:

Pb (3.5% in Component)




Article Safe Usage Statements:
Do not eat, drink or smoke when using this product. Wash thoroughly after handling. Recycle if possible and dispose of the article by following all applicable governmental regulations relevant to your geographic location.

Halogen Content	Not Yet Reviewed for halogen content
Solder Process Capability	Not reviewed for solder process capability

Product Compliance Disclaimer

This information is provided based on reasonable inquiry of our suppliers and represents our current actual knowledge based on the information they provided. This information is subject to change. The part numbers that TE has identified as EU RoHS compliant have a maximum concentration of 0.1% by weight in homogenous materials for lead, hexavalent chromium, mercury, PBB, PBDE, DBP, BBP, DEHP, DIBP, and 0.01% for cadmium, or qualify for an exemption to these limits as defined in the Annexes of Directive 2011/65/EU (RoHS2). Finished electrical and electronic equipment products will be CE marked as required by Directive 2011/65/EU. Components may not be CE marked. Additionally, the part numbers that TE has identified as EU ELV compliant have a maximum concentration of 0.1% by weight in homogenous materials for lead, hexavalent chromium, and mercury, and 0.01% for cadmium, or qualify for an exemption to these limits as defined in the Annexes of Directive 2000/53/EC (ELV). Regarding the REACH Regulation, the information TE provides on SVHC in articles for this part number is based on the latest European Chemicals Agency (ECHA) 'Guidance on requirements for substances in articles' posted at this URL: <https://echa.europa.eu/guidance-documents/guidance-on-reach>


Compatible Parts

 <p>TE Part # AKA002N00480550000 623 EXTENSION</p>	 <p>TE Part # C0-0235-000-P00 DIGITAL CRIMPING TOOL, SMALL</p>	 <p>TE Part # C0-0101-000-P00 CRIMPING TOOL SMALL WITH POSITIONER</p>
---	---	--


Customers Also Bought

 <p>TE Part #AKA002N00480550000 623 EXTENSION</p>	 <p>TE Part #AKA020M04620100000 623 EXTENSION, SPEEDTEC</p>	 <p>TE Part #ASA035N00610235000 623 PLUG</p>	 <p>TE Part #ASA874N0086050A000 617 PLUG, SPEEDTEC</p>
--	--	---	---







TE Part #BKA186N00550100000
923 EXTENSION, SPEEDTEC




TE Part #BSA108N00580236000
923 PLUG, SHORT



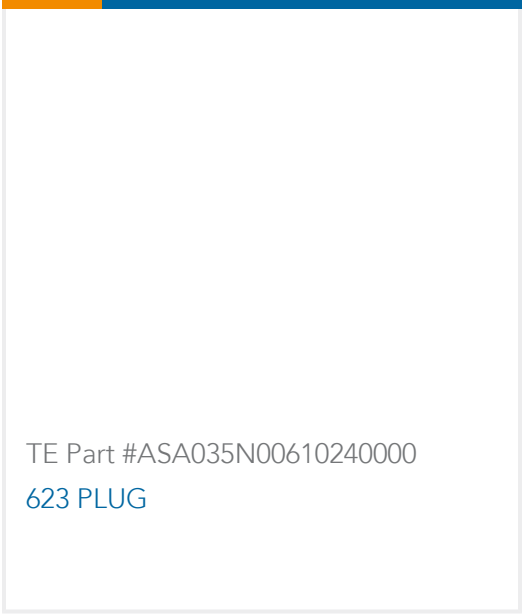
TE Part #BSA200N00590235000
923 PLUG



TE Part #CKA269N00440051000
940 EXTENSION, SPEEDTEC-READY



TE Part #CSA264N00450001000
940 PLUG



TE Part #ASA035N00610240000
623 PLUG

Documents

CAD Files

3D PDF

3D

Customer View Model

ENG_CVM_CVM_ASA001N00480650000_A.2d_dxf.zip

English

Customer View Model

ENG_CVM_CVM_ASA001N00480650000_A.3d_igs.zip

English

Customer View Model

ENG_CVM_CVM_ASA001N00480650000_A.3d_stp.zip

English

By downloading the CAD file I accept and agree to the [Terms and Conditions](#) of use.

Datasheets & Catalog Pages

ASA001N00480650000

English

623 Stecker kurz IG3 10-polig ASTA001NN00480650000 DE-EN Kuka

German

fuer Datenblaetter, die online konfigurierbar sind

German

Product Specifications

German